


WOTUO® 沃托

WATV®系列管接头、卡套式针阀、球阀系列



上海沃托阀门有限公司
SHANGHAI WOTUO VALVE CO.,LTD.

中国·上海

公司简介

上海沃托阀门有限公司是一家集研发、制造、销售、服务为一体的专业阀门企业，致力于一流阀门的研发与制造，重点解决严苛工况阀门的疑难问题，持续不断地制造出具有世界先进水平的工业阀门为己任，为客户提供全方位最佳的阀门解决方案，争创成为“源自中国的世界级工业阀门提供商”。

公司拥有自营进出口权和雄厚的生产实力，多台先进进口数控机床、加工中心和检测设备。并通过 ISO9001:2008 国际质量管理体系认证，以可靠的质保体系和技术精湛的生产管理团队，生产出优质、精良的产品。阀门和管件符合 ISO、DIN、IDF、SMS、3A，公司主要产品有：手动、气动、电动闸阀、截止阀、止回阀、蝶阀、球阀、调节阀、安全阀等。产品广泛应用于制药、饮料、食品、啤酒、精细化工、水处理等行业领域，并获得广大用户的认可和好评。

近年来，公司不断加大软硬件投入，夯实了技术基础，保障了质量发展。建有国际先进的 CAD 阀门设计中心和三维立体模拟制造试验设计系统以及新产品开发中心。拥有加工中心、大型数控立车、数控机床、等离子堆焊等精良的机械专用加工设备，并配有现代化的检测装置，建立了先进的阀门实验和检测中心。公司产品全面覆盖 IOS9001 质保体系，并通过国家质检总局 TS 特种设备认证，欧共体 CE 安全认证，美国石油协会 API 认证，德国 TUV 和法国国际检验局 BV 等认证。

公司遵循“专业、诚信、高效、创新”的企业精神，回馈社会、回馈合作伙伴、回馈员工，将品质与创新置于企业生存的首位。在引进与汲取国外先进技术的同时，更注重实验研究成果和技术创新，积极钻研，努力进取，并将在专业领域长年累月中点点滴滴积累的经验、数据和智慧，都融入企业发展中来，厚积薄发，砥砺前行。

Shanghai Wotuo Valve Co., Ltd. is a professional valve company integrating R & D, manufacturing, sales and service. It is committed to the development and manufacture of first-class valves. It focuses on solving the difficult problems of harsh working conditions and continuously produces the world Advanced level of industrial valves as its mission, to provide customers with the best all-round valve solutions, striving to become "from China's world-class industrial valve providers."

The company has the right to import and export and strong production strength, more than one advanced CNC machine tools, processing centers and testing equipment. And through the ISO9001: 2008 international quality management system certification, a reliable quality assurance system and superb production management team, to produce high-quality, sophisticated products. Valves and fittings comply with ISO, DIN, IDF, SMS, 3A. The company's main products include: manual, pneumatic, electric gate valves, globe valves, check valves, butterfly valves, ball valves, control valves, safety valves, etc. Products are widely used in pharmaceutical, beverage, food, beer, fine chemicals, water treatment and other industries, and access to the vast number of users recognized and praised.

In recent years, the company continued to increase investment in hardware and software, reinforce the technical basis to protect the quality of development. Built the international advanced CAD valve design center and three-dimensional simulation manufacturing test design system and new product development center. With the processing center, large-scale CNC vertical lathe, CNC machine tools, plasma surfacing and other sophisticated machinery for processing equipment, and equipped with modern detection devices, the establishment of advanced valve testing and testing center. The company's products comprehensive benefits IOS9001 quality assurance system, and through the AQSIQ special equipment certification, the European Community CE certification, the American Petroleum Institute API certification, the German TUV and the French International Inspection Bureau BV certification.

Companies follow the "professional, honest, efficient and innovative" spirit of enterprise, contribute to the community, feedback partners, feedback staff, quality and innovation will be placed in the first place of business survival. In the introduction and absorption of foreign advanced technology at the same time, pay more attention to experimental research and technological innovation, and actively study, and strive to forge ahead, and in the field of expertise in the past few years of accumulated experience, data and wisdom, are integrated into the enterprise development, Accumulate, tempered forward.

管接头 TUBE FITTINGS

管接头介绍(tube fittings description)	2
管接头安装说明(installation instructions)	3
管接头配管数据(tube data for fittings)	6
管接头(tube fittings)	7

阀门 VALVES

针阀 (needle valves)	44
球阀 (ball valves)	51
止回阀 (check valves)	56
过滤器 (gas filters)	58



WATV® 系列

WOTUO®
沃托

管接头 Tube Fittings



规格：公制3mm-25mm,英制1/8" -1"
材质：SUS316L不锈钢
螺纹：NPT, BSPP, BSPT, SAE等
压力：3000PSI, 6000PSI

WATV® TUBE FITTINGS DESCRIPTION / WATV® 系列管接头介绍

The WATV® has produced high quality tube and pipe fittings in various materials for high pressure applications since its establishment in 2007.

As a result of tremendous efforts in research and development during the last 3 years, WATV® has gained an excellent reputation as a leading manufacturer of high pressure instrumentation Products.

The WATV® range of connectors has been developed to fill the rapidly increasing demand for tube fittings suitable for high pressure use in environments such as petrochemical, fluid, power, nuclear, electronic, as well as other major industrial fields.

自2007年成立以来，科昇利公司 WATV® 已经采用多种材料制造出适用于高压环境的高质量导管和管接头。

近三年来，由于在研究与开发方面投入了巨大的努力，科昇利公司的产品已经广泛应用于各个领域。

由于人们对高压环境导管连接件的需要日益快速增长，WATV® 系列管接头的开发就是为了满足这一需要，该系列管接头适用于石化、流体、发电、核子、电子以及其他主要工

WATV® tube fittings have been carefully manufactured to withstand the persistent demands for high-performance tube fittings. Each one has passed a stringent tolerance test for high pressure, impulse, vibration, vacuum and temperature. These precision-machined fittings are manufactured to exacting standards, employing the most modern state-of-the-art computerized automation. All WATV® fittings are backed by WATV® commitment to the highest quality-control standards and skilled craftsmanship.

业行业。WATV® 系列管接头的制造工艺及测试手段十分精细，能够满足人们对高性能管接头的需要，例如，高压、冲击、振动、真空和高温等。

该系列导管连接件的制造工艺采用了最现代化的先进电脑自动控制技术，能够满足苛刻的配合公差要求。制造这些精密机械加工导管接头的主要手段之一是：执行高标准的质量控制，同时采用技术娴熟的技师。

WATV® HOW DOES IT WORK? / WATV® 系列管接头的工作原理

The WATV® tube fitting is a mechanism used both to seal and to grip tubing. The mechanical advantage and geometry of this kind of fitting produces a leak-tight assembly. To assemble, simply insert the tube into the complete assembly until the tube bottoms-out against the shoulder of the fitting body(1). The two ferrules are driven forward between the nut (4) and fitting body using the mechanical force created by rotating the nut clockwise. The back ferrule(3) is driven against the tapered rear of the front

WATV® 系列管接头是一种用来密封及夹紧导管材料的机械装置。接头的机械优点和几何形状使该机械装置成为一个能够防止泄漏的密封性组件。

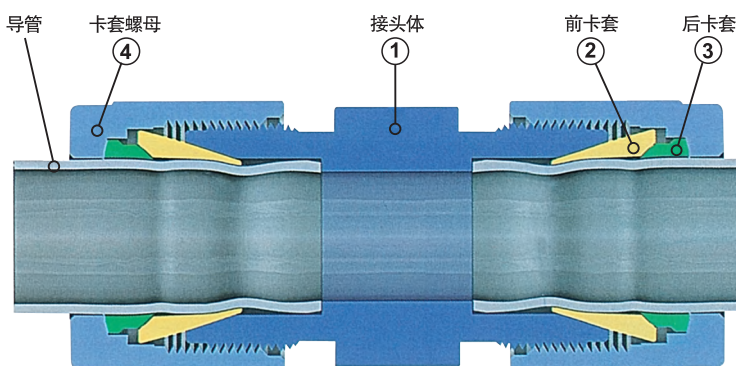
装配接头组件时，只需把导管插入一个成套组件，当管子达到最底部，接触到接头体的凸肩即可。沿顺时针方旋转卡套螺母时，所产生的机械推力在卡套螺母和接头体之间把接头组件的两个卡套向前推动。该机械推力逆着前卡套②的锥形背面推

ferrule(2) and the front ferrule is driven by force into the tapered mouth of the body.

The rear ferrule is swaged radially inwards on the tube while lifting the front ferrule out to form a full-faced seal on the tapered surface of the body.

The 1-1 / 4 turn of the nut from the hand tight position assures consistent drive of the sealing members. This ensures an effective seal against high pressure as well as ultra high vacuum conditions.

动后卡套③，同时，推力把前卡套推入接头体的锥形渐缩口中。后卡套被向内的径向作用力挤压到导管上，此时，把前卡套抽出、在接头体的锥形渐缩表面上形成整面的密封。当用手旋转到已经拧紧的时候，从该手动拧紧位置把卡套螺母再旋转1 1/4圈，即可确保密封件所受的推力均匀。这样就可以保证在高压和超高真空的环境中仍然能够获得有效的密封效果。



WATV® tube fittings are composed of four parts:

WATV® 系列管接头由下列四个部件组成：

- | | |
|-------------------|-----------------------------|
| 1. body
接头体 | 2. front
前卡套 |
| 3. ferrule
后卡套 | 4. back ferrule nut
卡套螺母 |

WATV® INSTALLATION INSTRUCTIONS / WATV® 系列管接头的安装说明

WATV® fittings are supplied assembled and finger tight. Disassembly before use can allow the entry of dirt or other particles.

WATV® 系列管接头供货时已经装配好的成品，已用手指旋转至感觉到紧的程度。如果使用之前拆卸，就可能会让污垢或其他杂物微粒进入接头内部。

Insert the tubing into the WATV® fitting.

Check that the tube rests firmly on the fitting shoulder and that the nut is finger tight. At this point it is recommended that a scribe mark be drawn on the hex of the nut extending onto the fitting body. This mark will serve as an indicator for the starting point and proper pull-up.

1. 把导管插入 WATV® 系列管接头。检查导管是否稳固地支撑在接头的凸肩上，同时检查卡套螺母是否已经用手指旋转至感觉到紧的程度。此时，建议在卡套螺母的六角头螺母上划标记，该标记一直延伸到接头体上。该标记将作为起始点和适当的停止点的指示标记。

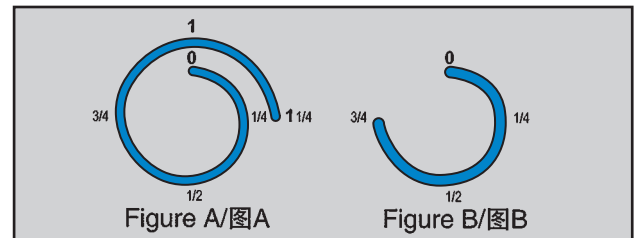
Tighten the nut.

1-1/4 turns of the nut are required for 1/4" (6 mm) and higher (see Fig. A).

3/4 turn of the nut is required for 3/16" (4 mm) and lower (see Fig. B).

2. 把卡套螺母拧紧 (参见下图A和B)

对于1/4英寸(6毫米)及以上的管接头，要求把卡套螺母旋转1 1/4圈。
对于3/16英寸(4毫米)及以下的管接头，要求把卡套螺母旋转3/4圈。



REASSEMBLY INSTRUCTIONS/重新组装说明

WATV® connections may be disconnected and remade repeatedly, without loss of leaktight seal.

WATV® 系列接头的连接可以拆开。之后还可以多次重复地重新组装，防泄漏密封件不会受到任何影响。

1. Before disconnecting, mark the position of the nut in relation to the fitting body.
2. To reassemble, use a wrench to tighten nut to original position.
3. Tighten slightly with wrench until a slight rise in torque is felt.

1. 拆开之前，标记卡套螺母与接头体的相对位置。
2. 重新组装时，使用扳手把卡套螺母上紧到原先的位置。
3. 用扳手轻轻地拧紧，感到扭矩略微增加即可。

TUBE CUTTING/导管的切割

Two different methods can be used to cut tubes:

1. Tube cutter
2. Hacksaw

切割导管可采用下列两种不同的方法：

1. 切管刀
2. 弓锯 (钢锯)

TUBE CUTTER/切管刀

To attain a leak free connection, the tubing must be cut squarely. A good quality tube cutter with the appropriate blade for the tubing material is recommended.

Do not try to reduce the time of cutting by taking deep cuts with each turn of the cutter. This will work harden the tube. The end of the tube must be deburred to avoid damage to the fitting and to ensure that the tube reaches the bottom of the fitting.

■ 要想使接头处的连接不会发生泄漏，导管的切口必须平直。建议使用优质的切管刀，切管刀的刀片应与需要切割的导管材料相适应。

■ 不要为了缩短切割时间而把切管刀的每圈切口切的很深。这样做会使导管出现加工硬化的现象。

■ 必须清理导管末端的毛刺，以免对管接头造成损坏，同时，这样做还可以保证导管能够达到接头的底部。


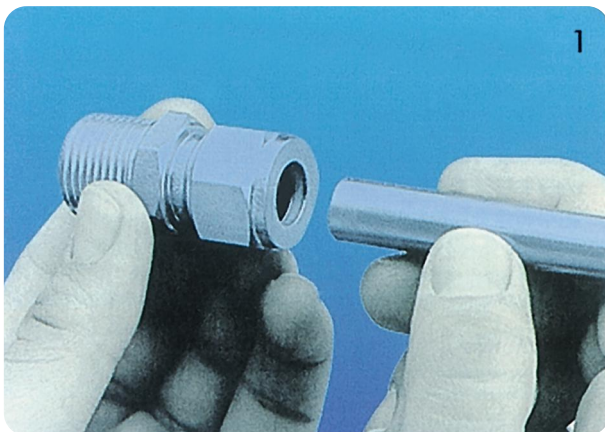
HACKSAW CUTTING/弓锯 (钢锯) 切割

In order to cut the tube with a hacksaw and get square ends, the tube must be cut with guide blocks.

This method of cutting necessitates deburring of the tube ends.

■ 使用弓锯 (钢锯) 切割导管时，要想获得平直的管端，必须使用锯管导向块。

■ 这种切割方法需要清理导管末端的毛刺。

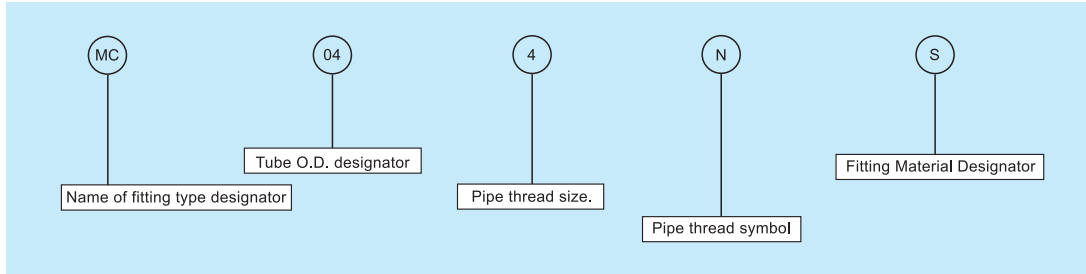


Order Information/ 订购选型:

Example: MC-04-4-N-S

Male Connector

Tube 1/2" O.D. x 1/2" Male NPT, 316SS



Tube O.D. Designator / 管子尺寸编号:

Inch O.D.	1/16	1/8	3/16	1/4	5/16	3/8	1/2	5/8	3/4	7/8	1
Designator	005	01	015	02	025	03	04	05	06	07	08
Metric O.D.	4mm	6mm	8mm	10mm	12mm	14mm	16mm	18mm	20mm	22mm	25mm
Designator	4	6	8	10	12	14	16	18	20	22	25

Pipe Thread Size Designator / 螺纹尺寸编号:

Nom. Size	1/8"	1/4"	3/8"	1/2"	3/4"	1"
Designator	1	2	3	4	6	8

Pipe Thread Symbol / 螺纹种类编号:

Type	symbol	Specification
Taper Thread	R	ISO 7/1, BS21(BSPT), JIS B 0203(PT), DIN 2999
Parallel Thread	N	ANSI B1.20.1(NPT)
	G	ISO228/1, BS2779(BSPP), JISB0202(PF)
	U	American Standard Unified Screw Threads

Fitting Material Designator / 材质编号:

Material	316SS	316LSS	304SS	Monel	Brass	
Designator	S	L	4	M	B	

Fitting Type Designator / 卡套接头产品名称:

Designator	Description	Designator	Description
Tube to Tube Union		Tube to SAE O-Ring Seal	
U	Union/ 卡套式直通接头	MCS	SAE Male Connector/ 卡套式至 SAE 接头
RU	Reducing Union 卡套式异径直通接头	MES	Positionable SAE Male Elbow/ 卡套式至 SAE 弯头
BU	Bulkhead Union/ 卡套式穿板直通接头	RTS	Positionable SAE Male Run Tee 卡套式至 SAE 接头侧三通
UE	Union Elbow/ 卡套式弯头	BTS	Positionable SAE Male Branch Tee 卡套式至 SAE 接头支管三通
UT	Union Tee/ 卡套式三通接头	COS	O-Seal Straight Thread Connector 卡套式至 O-Seal 直螺纹接头
UCR	Union Cross/ 卡套式四通接头	COP	O-Seal Straight Pipe Connector 卡套式至 O-Seal 锥螺纹接头
Tube to Male Pipe		Tube to AN Tnbe	
MC	Male Connector/ 卡套式外螺纹接头	UA	AN Union/ 卡套式至 AN管接头
BMC	Bulkhead Male Connector/ 卡套式外螺纹穿板接头	BUA	AN Bulkhead Union/ 卡套式至 AN管穿板接头
ME	Male Elbow/ 卡套式外螺纹弯头	Tube to Weld End	
MRT	Male Run Tee/ 卡套式外螺纹侧三通	DBW	Male Pipe Weld Connector/ 卡套式对焊接头
MBT	Male Branch Tee/ 卡套式外螺纹支管三通	EBW	Male Pipe Weld Elbow/ 卡套式对焊弯头
Tube to Male Pipe		DSW	Tube Socket Weld Connector/ 卡套式插焊接管接头
FC	Female Connector/ 卡套式内螺纹接头	ESW	Tube Socket Weld Elbow/ 卡套式插焊接管弯头
GO	Gauge Connector/ 卡套式压力表接头	Plug and Cap	
BFC	Bulkhead Female Connector/ 卡套式内螺纹穿板接头	P	Plug/ 堵头(堵塞)
FE	Female Elbow/ 卡套式内螺纹弯头	C	Cap/ 管帽
FRT	Female Run Tee/ 卡套式内螺纹侧三通	Spare Parts	
FBT	Female Branch Tee/ 卡套式内螺纹支管三通	N	Nut/ 卡套螺母
Stube Tube Connector		FF	Front Ferrule/ 前卡套
RB	Reducer/ 异径接头(渐缩管)	BF	Back Ferrule/ 后卡套
RA	Bulkhead Adapter/ 内外牙转换接头		
TAM	Male Adapter/Tube 管转Pipe 管外螺纹转换接头		
TAF	Male Adapter/Tube 管转Pipe 管内螺纹转换接头		

Warning/警告

Do not hold the tube in a vise in the place where it will be inserted into the fitting (the vise will leave a mark on the tube that may cause leaks, and might cause ovality).

不要用老虎钳夹持导管将要插入接头中的部位(老虎钳会在导管上造成伤痕,该伤痕可能会导致泄漏,还可能使导管变成椭圆形)

TUBE HANDLING/导管的搬运

Scratches on the tube might cause leaks. It is, therefore, important to handle the tube carefully to reduce the risk of leaks.

导管上的刮痕可能会引起泄漏。因此,搬运管材时,小心轻放,以便减少泄漏的风险,做到这点十分重要。

SOME RECAUTIONS TO BE TAKEN/需要采取的一些预防措施:

1. Tubes must not be dragged on the floor.
 2. Tubes must not be dragged out of a tubing rack, especially in case of large OD tubes.
1. 严禁在地板上拖曳管材。
 2. 严禁把管材从管架上拖曳出来,尤其是外径较大的管材,更须禁止如此操作。

COPPER TUBING/铜管

If using copper tubing from a roll, hold the end of the tube and roll the roll outwards allowing the tubing to lie on a flat surface.


如果要从成卷的铜管卷盘中取用铜管,应先握住管材的末端,然后向外滚动铜管卷盘,让铜管平放在平坦的地面上。

INSPECTION GAUGE /间隙检验塞规

Use: This is a "No-Go" gauge and should be used as follows:

使用说明: 此检验塞规为“合格-不合格”式量规(即:无尺寸刻度),应遵照下列方法使用:

1. Make up the fitting according to the following instructions: 1/4 inch (6mm), 3/8 inch, 1/2 inch (12mm) - make up 1-1/4 turns from finger tight. Check gap between nut and body, using the appropriate sized gauge. If the gauge slides easily into the gap, tighten the nut further until gauge can not enter the gap.
1. 按照下列说明旋转管接头:
1/4英寸(6毫米), 3/8英寸, 1/2英寸(12毫米) - 当用手指旋转感觉到已经拧紧的时候,从该手指拧紧位置开始,再旋转1 1/4圈。
 2. 使用适当大小的检验塞规,检查卡套螺母和接头体之间的缝隙。如果该检验塞规很容易滑入缝隙中,则需进一步旋紧卡套螺母,直到检验塞规不能进入缝隙为止。



**PHYSICAL DIFFERENCES AND MARKING
物理偏差及标志**

WATV METRIC FITTINGS:

WATV® 系列“公制”及“英制”管接头

Tee & Elbow (see Fig. 1)

公制管接头:三通和弯头(参见图1)

Straight Connectors: (see Fig. 2)

公制管接头:直通式接头(参见图2)

Body: Stepped shoulder

Marked: WATV 316

公制接头体:台阶式凸肩(锁口凸肩)


标记: WATV 316

Nut: (see Figs. 1 & 2) Stepped shoulder marked: WATV 316 6MM

公制卡套螺母:(参见图1和图2)

台阶式凸肩(锁口凸肩)

凸肩标记: WATV 316 6MM



Tee & Elbow: (See Fig. 3)

英制管接头:直通和弯头(参见图3)

Straight Fittings: (see Fig. 4)

英制管接头:直通式接头(参见图4)


Body: Shoulder marked: WATV 316

英制接头体:凸肩标记: WATV 316

Nut: (See Fig. 3 & 4): Shoulder marked WATV 316 1/2 T

英制卡套螺母:(参见图3和图4)

凸肩标记: WATV 316 1/2 T



(1) 导管外径 (2) 材料批号

HIGH SAFETY/安全性高

In applications where severe conditions and high pressure exist, we recommend the following installation procedures: 在严酷的环境中使用, 如果同时存在高压, 我们建议遵守下列安装步骤:

1. Check that the nut is finger tight.
2. Insert the tube (up to the shoulder).
3. Rotate the nut with a wrench until the tube does not rotate freely.
4. Mark position of the nut.
5. Rotate the nut 1-1/4 turns.

This method ensures that even if the tube O.D. is at the minimum tolerance, the ferrules will be in contact with the tube for the full 1-1/4 rotation.

1. 检查卡套螺母, 用手指旋转, 看是否已经感觉到拧紧了。
2. 把导管插入接头 (一直插到凸肩为止)
3. 用扳手旋转卡套螺母, 直到导管不能自由旋转为止。
4. 标记卡套螺母的位置。
5. 把卡套螺母旋转1¼圈。

即使导管的外径公差为最大值时, 这种安装方法也能够保证卡套的整个1¼圈旋转都与导管接触。

TUBING DATA FOR WATV® FITTINGS WATV® 系列管接头的配管数据

In order to assure maximum fitting reliability and performance, great care should be given when selecting the tubing for each application.

为了确保接头的可靠性及性能均达到最佳程度, 每次安装该系列管接头时, 都要认真地选择管材。

TUBE SELECTION/管材的选择:

Four variables must be considered when ordering tube for use with WATV® fittings:

订购用于与 WATV® 系列管接头连接的管材时, 必须考虑四个变量:

1. Material
材料
2. Tube wall thickness
导管壁的厚度
3. Tube surface finish
导管的表面处理
4. Tube hardness
导管的硬度

Tubing should comply with standard ASTM A213 or ASTM A269, be seamless, and fully annealed.

The tube must be free of scratches and suitable for bending and flaring.

管材应符合“美国试验与材料协会标准”之“A213规范”或者“A269规范”(即ASTM A213或ASTM A269), 无缝, 经充分退火处理。

导管不能有刮伤的痕迹, 适于弯曲和旋转扩口加工。

TUBE OD TOLERANCES/管材的外径容许偏差:

$$\left. \begin{array}{l} 1/16 \text{ 英寸} - 1/8 \text{ 英寸} \\ 2 \text{ 毫米} - 3 \text{ 毫米} \end{array} \right\} \pm 0.003 \text{ 英寸}$$

$$\left. \begin{array}{l} 3/16 \text{ 英寸} - 1-1/4 \text{ 英寸} \\ 4 \text{ 毫米} - 25 \text{ 毫米} \end{array} \right\} \pm 0.005 \text{ 英寸}$$

$$1-1/2 \text{ 英寸} \left. \right\} \pm 0.01 \text{ 英寸}$$

$$\left. \begin{array}{l} 1/16 \text{ 英寸} - 1/8 \text{ 英寸} \\ 2 \text{ mm} - 3 \text{ mm} \end{array} \right\} \pm 0.003 \text{ 英寸}$$

$$\left. \begin{array}{l} 3/16 \text{ 英寸} - 1-1/4 \text{ 英寸} \\ 4 \text{ mm} - 25 \text{ mm} \end{array} \right\} \pm 0.005 \text{ 英寸}$$

$$1-1/2 \text{ 英寸} \left. \right\} \pm 0.01 \text{ 英寸}$$

Ovality of twice OD tolerance is not suitable for WATV® fittings.

The tube must be reasonably round.

The ends of the tube must be free of burrs.

Tube hardness: The hardness of the tube must be lower than the hardness of the fitting material.

The hardness must be not more than Rockwell HRB 80.

椭圆变形达到导管外径容许偏差的两倍时, 该导管不适用于 WATV® 系列管接头。

导管必须具有适当的圆度。

导管的末端必须无毛刺。

管材的硬度: 导管的硬度必须低于接头材料的硬度。

硬度一定不能超过洛氏硬度值HRB 80。

Tube To Union

RU 型 9

Reducing Union
卡套式异径直通接头



U 型 10

Union
卡套式直通接头



UE 型 11

Union Elbow
卡套式弯头



UT 型 11

Union Tee
卡套式三通接头



RUBT 型 12

Union Reducing Tee
卡套式异径三通接头



RUT 型 12

Union Reducing Tee
卡套式异径三通接头



UCR 型 13

Union Cross
卡套式四通接头



BU 型 13

Bulkhead Union
卡套式穿板直通接头



Tube To Male Pipe

MC 型 14

Male Connector
卡套式外螺纹接头



BMC 型 16

Thermocouple
Connector
卡套式外螺纹
穿板接头



ME 型 17

Male Elbow
卡套式外螺纹弯头



MRT 型 19

Male Run Tee
卡套式外螺纹侧三通



MBT 型 20

Male Branch Tee
卡套式外螺纹
支管三通



Tube To Female Pipe

FC 型 21

Female Connector
卡套式内螺纹接头



FCG 型 22

Gauge Connector
卡套式压力表接头



BFC 型 23

Bulkhead Female
卡套式内螺纹穿板接头



FE 型 24

Female Elbow
卡套式内螺纹弯头



FRT 型 25

Female Run Tee
卡套式内螺纹侧三通



FBT 型 26

Female Branch Tee
卡套式内螺纹支管三通



Stub Tube Connector

ODTA 型 27

Reducer
异径接头 (渐缩管)




TAM 型 28

Male Adapter
管转 Pipe 管外螺纹
转换接头



TAF 型 30

Female Adapter
管转 Pipe 管内螺纹
转换接头



Tube to Weld End

ODBW 型 31

Male Pipe Weld
Connector
卡套式转Pipe管对焊接头



EBW 型 32

Male Pipe Weld
Elbow
卡套式转Pipe管对焊接头



DSW 型 32

Tube Socket Weld
Connector
卡套式转Tube管
承插焊接头



ESW 型 33

Tube Socket Weld
Elbow
卡套式转Tube管
承插焊接头



Plug and Cap

P 型 33

Plug
堵头(堵塞)



C 型 34

Cap
管帽



Spare Parts

N 型 34

Nut
卡套螺母



FF 型 35

Front Ferrule
前卡套




BF 型 35


Back Ferrule
后卡套




PJT 型 36
HOSE CONNECTOR
直管宝塔接头



PJOD 型 36
HOSE CONNECTOR
卡套宝塔接头




PJM 型 36
HOSE CONNECTOR
外螺纹宝塔接头




Tube Fittings

HN 型 37
HEX NIPPLE
双外牙接头




RHN 型 37
REDUCING HEX NIPPLE
异径双外牙接头




RA 型 37
REDUCING ADAPTOR
直通内外牙接头




HCG 型 38
HEX COUPLING
双内牙弯头




RHCG 型 38
REDUCING HEX COUPLING
异径双内牙




RB 型 38
REDUCING BUSHING
补申




MET 型 39
MALE ELBOW
双外牙直角接头




E 型 39
ELBOW
直角双内牙接头




SE 型 39
STREET ELBOW
内外牙弯头




T 型 40
TEE
内牙三通




BT 型 40
BRANCH TEE
内外牙三通接头



ST 型 40
STREET TEE
内外牙三通




MT 型 40
MALE TEE
外牙三通



Weld Fittings


RHW 型 41
BUTT WELD REDUCING STRAIGHTS
焊接变径直通




HEW 型 41
BUTT WELD ELBOWS
焊接弯头



HTW 型 41
BUTT WELD TEES
焊接正三通




RHTW 型 41
BUTT WELD REDUCING TEES
焊接变径三通




VCR 接头


FN 型 42
FEMALE NUT
内螺母



MN 型 42
MALE NUT
外螺母




SG 型 42
SHORT GLAND
短杆




LG 型 42
LONG GLAND
长杆




P-VCR 43
CAP
母堵头




HP-VCR 43
PLUG
公堵头



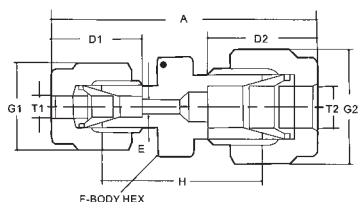

G-VCR 43
GASKET
垫片



GN-VCR 43
RETAINER GASKET
带爪垫片



RU 型



REDUCING UNION / 卡套式异径直通接头 (METRIC)

TUBE O.D.		CATALOG NUMBER	A	D1	D2	E	G1	G2	F	H
T1	T2									
3	6	RU-3-6	40	13.5	15.8	2.4	12	14	14	25.2
4	6	RU-4-6	40.2	13.7	15.8	3	12	14	14	25.4
6	8	RU-6-8	42.9	15.8	16.7	4.8	14	16	16	27.4
6	10	RU-6-10	44.9	15.8	19.6	4.8	14	19	17	29.5
6	12	RU-6-12	48.1	15.8	23.8	4.8	14	22	19	29.5
8	10	RU-8-10	45.3	16.7	19.6	6.4	16	19	17	30
8	12	RU-8-12	48.7	16.7	23.8	6.4	16	22	19	30.2
10	12	RU-10-12	49.4	19.6	23.8	7.9	19	22	19	31
12	16	RU-12-16	52.8	23.8	24.3	9.5	22	27	24	31.8
12	18	RU-12-18	54.8	23.8	24.8	9.5	22	27	27	33.3
18	25	RU-18-25	60.6	22.8	24.8	15.1	30	38	35	38.1
20	25	RU-20-25	63.1	25.5	31.7	15.9	32	38	35	39.9

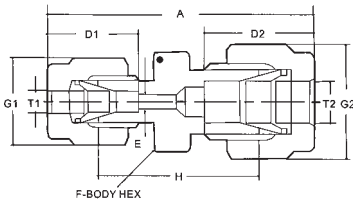

(FRACTIONAL)

TUBE O.D.		CATALOG NUMBER	A	D1	D2	E	G1	G2	F	H
In	T1 mm									
3	1/8	RU-3-01	36.9	13.5	14	2.4	12	12	12	22.4
4	1/8	RU-4-01	37.6	13.7	14	2.4	12	12	12	23.4
4	1/4	RU-4-02	39.9	13.7	15.8	3	12	14	14	25.4
6	1/8	RU-6-01	41	15.8	14	2.4	12	14	14	25.2
6	1/4	RU-6-02	41.8	15.8	15.8	4.8	14	14	14	26.2
8	1/4	RU-8-02	42.9	16.7	15.8	4.8	14	16	14	27.4
10	1/8	RU-10-01	44.1	19.6	14	2.4	12	19	17	28.5
10	1/4	RU-10-02	44.9	19.6	15.8	4.8	14	19	17	29.5
10	3/8	RU-10-03	46.2	19.6	19.6	7.1	17	19	17	31
12	3/8	RU-12-03	49.4	23.8	19.6	7.1	17	22	22	31
12	1/2	RU-12-04	52	23.8	23.4	9.5	22	22	22	31
18	3/4	RU-18-06	54.5	24.8	24.4	15.1	30	30	27	33.3
20	3/4	RU-20-06	55.7	25.5	24.4	15.7	32	30	30	34.8
20	1"	RU-20-08	63.1	25.5	31.7	15.9	32	38	35	39.9
22	1"	RU-22-08	63.1	25.5	31.7	18.3	32	38	35	39.9

All dimensions are in millimeters unless otherwise specified, only for reference subject to change.
 上述尺寸数据仅供参考，如有变更恕不另行通知，未标注规格可询问工厂定制。

EQUAL UNION / 卡套式异径直通接头 (METRIC)

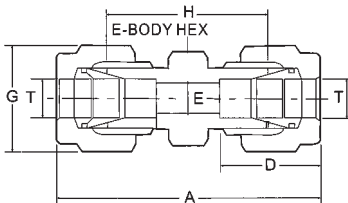

RU 型



CATALOG NUMBER	TUBE O.D.		A	D1	D2	E	G1	G2	F	H
	T1	T2								
RU-02-01	1/4	1/8	40.5	15.8	14	2.4	12	14	14	25.2
RU-03-01	3/8	1/8	42.5	19.6	14	2.4	12	17	16	27.4
RU-03-02	3/8	1/4	43.8	19.6	15.8	4.8	14	17	16	28.4
RU-04-01	1/2	1/8	46.2	23.4	14	2.4	12	22	19	28.5
RU-04-02	1/2	1/4	47.5	23.4	15.8	4.8	14	22	19	29.5
RU-04-03	1/2	3/8	48.8	23.4	19.6	7.1	17	22	19	31
RU-06-02	3/4	1/4	50	24.4	15.8	4.8	14	30	27	31.8
RU-06-03	3/4	3/8	51.3	24.4	19.6	7.1	17	30	27	33.3
RU-06-04	3/4	1/2	53.9	24.4	23.4	10.4	22	30	27	33.3
RU-08-04	1"	1/2	61	31.7	23.4	10.4	22	38	35	38.1
RU-08-06	1"	3/4	61.2	31.7	24.4	15.7	30	38	35	38.1

EQUAL UNION / 卡套式直通接头 (METRIC)

U 型



CATALOG NUMBER	TUBE O.D.	A	D	E	F	G	H
U-4-0	4	36.8	13.7	3	12	12	23.4
U-6-0	6	41.8	15.8	4.8	14	14	26.2
U-8-0	8	44.4	16.7	6	14	16	29
U-10-0	10	46.2	19.6	7.9	19	19	31
U-12-0	12	52.6	23.8	9.5	22	22	31
U-14-0	14	53.4	24.8	11	24	27	31.8
U-15-0	15	52.8	24.4	11.9	24	27	31.8
U-16-0	16	52.8	24.4	12.7	24	27	31.8
U-18-0	18	54.9	24.8	15.1	27	30	33.3
U-20-0	20	55.8	25.5	15.9	30	32	34.8
U-22-0	22	55.8	25.5	18.3	30	32	34.8
U-25-0	25	65.8	31.7	21.8	35	38	40.4

(FRACTIONAL)

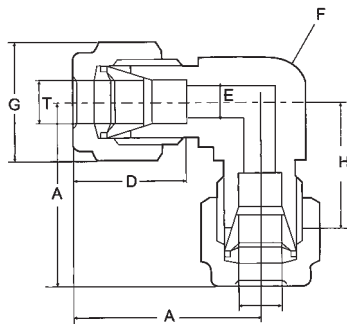

U-01-0	1/8	37.4	14	2.4	12	12	22.4
U-02-0	1/4	41.8	15.8	4.8	14	14	26.2
U-03-0	3/8	45.4	19.6	7.1	16	17	30.2
U-04-0	1/2	51.4	23.4	10.4	22	22	31
U-05-0	5/8	52.4	24.4	12.7	27	24	31.8
U-06-0	3/4	54.1	24.4	15.7	27	30	33.3
U-08-0	1"	65.8	31.7	22.4	35	38	40.4

All dimensions are in millimeters unless otherwise specified, only for reference subject to change.

上述尺寸数据仅供参考，如有变更恕不另行通知，未标注规格可询问工厂定制。

**UNION ELBOW / 卡套式弯头
(METRIC)**

UE 型



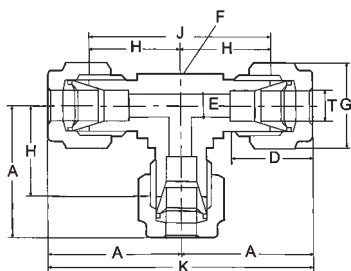

CATALOG NUMBER	TUBE O.D.	A	D	E	F	G	H
UE-3-0	3	23.5	13.5	2.4	9.5	12	16.5
UE-4-0	4	25.8	13.7	3	12.7	12	19.1
UE-6-0	6	27.8	15.8	4.8	12.7	14	20
UE-8-0	8	28.7	16.7	6.4	15	16	21
UE-10-0	10	31.6	19.6	7.9	17	19	24
UE-12-0	12	36.7	23.8	9.5	21	22	25.9
UE-14-0	14	38.8	24.8	11.1	24	27	28
UE-15-0	15	38.4	24.4	11.9	24	27	28
UE-16-0	16	38.4	24.4	12.7	24	27	28
UE-18-0	18	39.3	24.8	15.1	28	30	28.5
UE-20-0	20	43	25.5	15.9	32	32	32.5
UE-22-0	22	43	25.5	18.3	32	32	32.5
UE-25-0	25	47.7	31.7	21.8	34.5	38	35

(FRACTIONAL)

UE-01-0	1/8	24	14	2.4	9.5	12	16.5
UE-02-0	1/4	27.4	15.8	4.8	12.7	14	19.6
UE-03-0	3/8	30.7	19.6	7.1	17	17	23.1
UE-04-0	1/2	36.3	23.4	10.4	21	22	25.9
UE-05-0	5/8	38.4	24.4	12.7	24	27	28
UE-06-0	3/4	38.9	24.4	15.7	28	30	28.5
UE-08-0	1"	47.7	31.7	22.4	34.5	38	35

**UNION TEE / 卡套式三通接头
(METRIC)**

UT 型



CATALOG NUMBER	TUBE O.D.	A	D	E	F	G	H	J	K
UT-3-0	3	22.7	13.5	2.4	9.5	12	15.7	31.4	45.4
UT-4-0	4	25.7	13.7	3	12.7	12	19	38	51.4
UT-6-0	6	27.4	15.8	4.8	12.7	14	19.6	39.2	54.8
UT-8-0	8	30.1	16.7	6	16	16	22.4	44.8	60.2
UT-10-0	10	31.5	19.6	7.9	17.5	19	23.9	47.8	63
UT-12-0	12	36.7	23.8	9.5	19	22	25.9	51.8	73.4
UT-14-0	14	38.8	24.8	11.1	24	27	28	56	77.6
UT-15-0	15	38.4	24.4	11.9	24	27	28	56	76.8
UT-16-0	16	38.4	24.4	12.7	24	27	28	56	76.8
UT-18-0	18	39.3	24.8	15.1	28	30	28.5	57	78.6
UT-20-0	20	44	25.5	15.9	32	32	33.5	67	88
UT-22-0	22	44	25.5	18.3	32	32	33.5	67	88
UT-25-0	25	47.7	31.7	21.8	34.5	38	35	70	95.4


(FRACTIONAL)

UT-01-0	1/8	23.2	14	2.4	9.5	12	15.7	31.4	46.4
UT-02-0	1/4	27.4	15.8	4.8	12.7	14	19.6	39.2	54.8
UT-03-0	3/8	30.7	19.6	7.1	16	17	23.1	46.2	61.4
UT-04-0	1/2	36.1	23.4	10.4	19	22	25.9	52	72.2
UT-05-0	5/8	38.4	24.4	12.7	24	27	28	56	76.8
UT-06-0	3/4	38.9	24.4	15.7	28	30	28.5	57	77.8
UT-08-0	1"	47.7	31.7	22.4	34.5	38	35	70	95.4

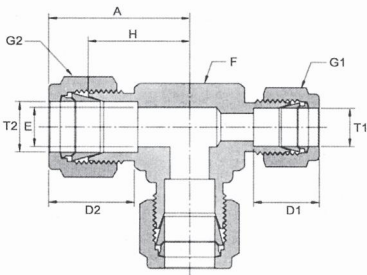
All dimensions are in millimeters unless otherwise specified, only for reference subject to change.
上述尺寸数据仅供参考，如有变更恕不另行通知，未标注规格可询问工厂定制。

UNION REDUCING TEE / 卡套式异径三通接头 (METRIC)

RUBT 型




CATALOG NUMBER	O.D. TUBE		A	D1	D2	E1	E2	F	G1	G2	H1	H2
	T2	T1										
RUBT-03-02	3/8	1/4	30.7	19.6	15.8	7.1	4.8	16	14	17	23.1	21.1
RUBT-04-02	1/2	1/4	36.2	23.4	15.8	10.4	4.8	19	14	22	26	24
RUBT-04-03	1/2	3/8	36.2	23.4	19.6	10.4	7.1	19	17	22	26	26
RUBT-06-03	3/4	3/8	38.4	24.4	19.6	15.7	7.1	28	30	17	28	28
RUBT-06-04	3/4	1/2	38.4	24.4	23.4	15.7	10.4	28	22	30	28	28
RUBT-08-03	1"	3/8	47.7	31.7	19.6	22.4	7.1	34.5	17	38	35	32.7
RUBT-08-04	1"	1/2	47.7	31.7	23.4	22.4	10.4	34.5	22	38	35	32.7
RUBT-08-06	1"	3/4	47.7	31.7	24.4	22.4	15.7	34.5	38	30	35	32.7

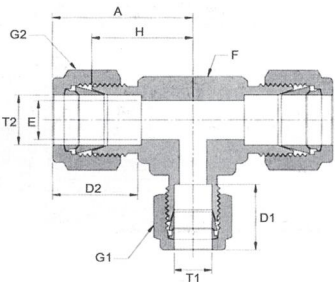


UNION REDUCING TEE / 卡套式异径三通接头 (METRIC)

RUT 型



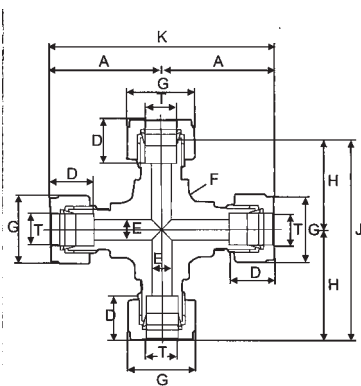
CATALOG NUMBER	O.D. TUBE		A	D1	D2	E1	E2	F	G1	G2	H1	H2
	T2	T1										
RUT-02-01	1/4	1/8	27.4	15.8	14	4.8	2.4	12.7	12	14	19.6	18.6
RUT-03-02	3/8	1/4	30.7	19.6	15.8	7.1	4.8	16	14	17	23.1	21.1
RUT-04-02	1/2	1/4	36.2	23.4	15.8	10.4	4.8	19	14	22	26	24
RUT-04-03	1/2	3/8	36.2	23.4	19.6	10.4	7.1	19	17	22	26	26
RUT-06-03	3/4	3/8	38.4	24.4	19.6	15.7	7.1	24	17	30	28	28
RUT-06-04	3/4	1/2	38.4	24.4	23.4	15.7	10.4	24	22	30	28	28
RUT-08-03	1"	3/8	47.7	31.7	19.6	22.4	7.1	34.5	17	38	35	32.7
RUT-08-04	1"	1/2	47.7	31.7	23.4	22.4	10.4	34.5	22	38	35	32.7
RUT-08-06	1"	3/4	47.7	31.7	24.4	22.4	15.7	34.5	30	38	35	32.7



All dimensions are in millimeters unless otherwise specified, only for reference subject to change.
 上述尺寸数据仅供参考，如有变更恕不另行通知，未标注规格可询问工厂定制。

**UNION CROSS / 卡套式四通接头
(METRIC)**

UCR 型



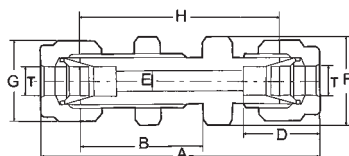

CATALOG NUMBER	TUBE									
	O.D. (mm)	A	D	E	F	G	H	J	K	
UCR-3-0	3	26	13.5	2.4	12.7	12	19	38	52	
UCR-4-0	4	26.7	13.7	3	12.7	12	20	40	53.4	
UCR-6-0	6	28.8	15.8	4.8	12.7	14	21	42	57.6	
UCR-8-0	8	28.7	16.7	6	12.7	16	21	42	57.4	
UCR-10-0	10	31.6	19.6	7.9	17.5	19	24	48	63.2	
UCR-12-0	12	36.8	23.8	9.5	20.6	22	26	52	73.6	
UCR-16-0	16	38.4	24.4	12.7	24	27	28	56	76.8	
UCR-18-0	18	39.3	24.8	15.1	28	30	28.5	57	78.6	
UCR-20-0	20	44.5	25.5	15.9	34.5	32	34	68	89	
UCR-25-0	25	47.7	31.7	21.8	34.5	38	35	70	95.4	

(FRACTIONAL)

UCR-01-0	1/8	26.5	14	2.4	12.7	12	19	38	53
UCR-02-0	1/4	28.8	15.8	4.8	12.7	14	21	42	57.6
UCR-03-0	3/8	31.6	19.6	7.1	17.5	17	24	48	63.2
UCR-04-0	1/2	36.2	23.4	10.4	20.6	22	26	52	72.4
UCR-06-0	3/4	38.9	24.4	15.7	28	30	28.5	57	77.8
UCR-08-0	1"	47.7	31.7	22.4	34.5	38	35	70	95.4

**BULKHEAD UNION / 卡套式穿板直通接头
(METRIC)**

BU 型



CATALOG NUMBER	TUBE O.D.								PANEL HOLE SIZE	MAX PANEL THICK.
		A	B	D	E	F	G	H		
BU-3-0	3	52.1	24.6	13.5	2.4	12	12	38.1	8.3	11.2
BU-4-0	4	53.8	25.4	13.7	3	14	12	40.4	9.9	11.2
BU-6-0	6	58.5	26.2	15.8	4.8	16	14	42.9	11.5	10.2
BU-8-0	8	61.4	28.6	16.7	6.4	19	16	46	13.1	11.2
BU-10-0	10	63.7	29.4	19.6	7.9	22	19	48.5	16.3	11.2
BU-12-0	12	72.4	31.8	23.8	9.5	24	22	50.8	19.5	12.7
BU-14-0	14	73.9	32.5	24.8	11.1	27	27	52.3	22.8	12.7
BU-15-0	15	73.1	32.5	24.4	11.9	27	27	52.3	22.8	12.7
BU-16-0	16	73.1	32.5	24.4	12.7	27	27	52.3	22.8	12.7
BU-18-0	18	80.3	37.3	24.8	15.1	30	30	58.7	26	16.8
BU-20-0	20	85.3	42.9	25.5	15.9	35	32	64.3	29	23.9
BU-25-0	25	96.8	45.2	31.7	21.8	40	38	71.4	33.7	19

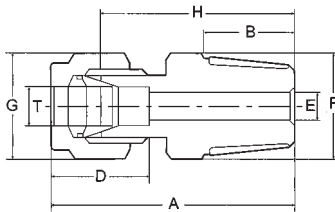

(FRACTIONAL)

BU-01-0	1/8	53.1	24.6	14	2.4	12	12	38.1	8.3	11.2
BU-02-0	1/4	58.5	26.2	15.8	4.8	16	14	42.9	11.5	10.2
BU-03-0	3/8	62.7	29.5	19.6	7.1	19	17	47.5	14.7	11.2
BU-04-0	1/2	71.2	31.8	23.4	10.4	24	22	50.8	19.5	12.7
BU-05-0	5/8	73.1	32.5	24.4	12.7	27	27	52.3	22.8	12.7
BU-06-0	3/4	79.5	37.3	24.4	15.7	30	30	58.7	26	16.8
BU-08-0	1"	96.8	45.2	31.7	22.4	40	38	71.4	33.7	19

All dimensions are in millimeters unless otherwise specified, only for reference subject to change.
上述尺寸数据仅供参考，如有变更恕不另行通知，未标注规格可询问工厂定制。

**MALE CONNECTOR / 卡套式外螺纹接头
(METRIC)**

MC 型

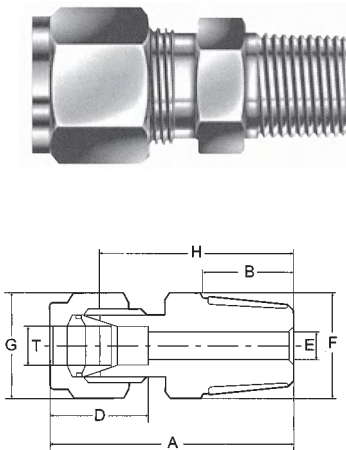


CATALOG NUMBER	T TUBE O.D.	PT-NPT MALE PIPE SIZE	A	B	D	E	F	G	H
MC-3-1	3	1/8	32	10	13.5	2.4	12	12	25
MC-3-2	3	1/4	37	14	13.5	2.4	14	12	30
MC-4-1	4	1/8	32.2	10	13.7	3	12	12	25.5
MC-4-2	4	1/4	36.7	14	13.7	3	14	12	30
MC-6-1	6	1/8	33.8	10	15.8	4.8	14	14	26
MC-6-2	6	1/4	38.8	14	15.8	4.8	14	14	31
MC-6-3	6	3/8	38.8	14	15.8	4.8	17	14	31
MC-6-4	6	1/2	45.1	19	15.8	4.8	22	14	37.3
MC-8-1	8	1/8	34.7	10	16.7	4.8	14	16	27
MC-8-2	8	1/4	39.7	14	16.7	6	14	16	32
MC-8-3	8	3/8	39.7	14	16.7	6.4	17	16	32
MC-8-4	8	1/2	45.8	19	16.7	6.4	22	16	38.1
MC-10-1	10	1/8	36.6	10	19.6	4.8	17	19	29
MC-10-2	10	1/4	40.6	14	19.6	7.1	17	19	33
MC-10-3	10	3/8	40.6	14	19.6	9.5	17	19	33
MC-10-4	10	1/2	46.5	19	19.6	7.9	22	19	38.9
MC-10-6	10	3/4	48	19	19.6	7.9	27	19	40.4
MC-12-1	12	1/8	39.8	10	23.8	4.8	19	22	29
MC-12-2	12	1/4	44.1	14	23.8	7.1	19	22	33.3
MC-12-3	12	3/8	44.1	14	23.8	9.5	19	22	33.3
MC-12-4	12	1/2	49.7	19	23.8	9.5	22	22	38.9
MC-12-6	12	3/4	51.2	19	23.8	9.5	27	22	40.4
MC-12-8	12	1"	57.8	22	23.8	9.5	35	22	47
MC-14-3	14	3/8	44.8	14	24.8	9.5	24	27	34
MC-14-4	14	1/2	49.7	19	24.8	11.1	24	27	38.9
MC-14-6	14	3/4	51.2	19	24.8	11.1	27	27	40.4
MC-16-3	16	3/8	44.4	14	24.4	9.5	24	27	34
MC-16-4	16	1/2	49.3	19	24.4	11.9	24	27	38.9
MC-16-6	16	3/4	50.8	19	24.4	12.7	27	27	40.4
MC-18-3	18	3/8	46.2	14	24.8	9.5	27	30	35.4
MC-18-4	18	1/2	51.2	19	24.8	11.9	27	30	40.4
MC-18-6	18	3/4	51.2	19	24.8	15.1	27	30	40.4
MC-18-8	18	1"	57.8	22	24.8	15.1	35	30	47
MC-20-4	20	1/2	52.7	19	25.5	11.9	30	32	42.2
MC-20-6	20	3/4	52.7	19	25.5	15.9	30	32	42.2
MC-22-4	22	1/2	52.7	19	25.5	11.9	30	32	42.2
MC-22-6	22	3/4	52.7	19	25.5	15.9	30	32	42.2
MC-22-8	22	1"	57.5	22	25.5	18.3	35	32	47
MC-25-4	25	1/2	57.9	19	31.7	11.9	35	38	45.2
MC-25-6	25	3/4	57.9	19	31.7	15.9	35	38	45.2
MC-25-8	25	1"	62.7	22	31.7	21.8	35	38	50

All dimensions are in millimeters unless otherwise specified, only for reference subject to change.
上述尺寸数据仅供参考，如有变更恕不另行通知，未标注规格可询问工厂定制。

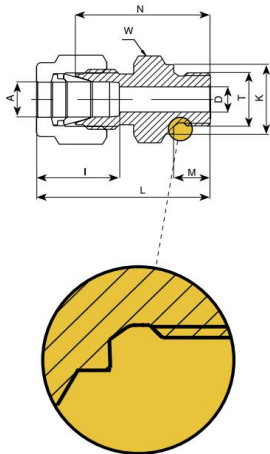
MALE CONNECTOR / 卡套式外螺纹接头 (FRACTIONAL)

MC 型



CATALOG NUMBER	TUBE O.D.	PT-NPT MALE PIPE SIZE	A	B	D	E	F	G	H
MC-01-1	1/8	1/8	32.5	10	14	2.4	12	12	25
MC-01-2	1/8	1/4	37.5	14	14	2.4	14	12	30
MC-01-3	1/8	3/8	37.5	14	14	2.4	14	12	30
MC-01-4	1/8	1/2	43.8	19	14	2.4	22	12	36.3
MC-02-1	1/4	1/8	33.8	10	15.8	4.8	14	14	26
MC-02-2	1/4	1/4	38.8	14	15.8	4.8	14	14	31
MC-02-3	1/4	3/8	38.8	14	15.8	4.8	17	14	31
MC-02-4	1/4	1/2	45.1	19	15.8	4.8	22	14	37.3
MC-02-6	1/4	3/4	46.1	19	15.8	4.8	27	14	38.3
MC-03-1	3/8	1/8	36.6	10	19.6	4.8	17	17	29
MC-03-2	3/8	1/4	40.1	14	19.6	7.1	17	17	32.5
MC-03-3	3/8	3/8	40.1	14	19.6	7.1	17	17	32.5
MC-03-4	3/8	1/2	46.5	19	19.6	7.1	22	17	38.9
MC-03-6	3/8	3/4	47.9	19	19.6	7.1	27	17	40.3
MC-04-1	1/2	1/8	39.2	10	23.4	4.8	19	22	29
MC-04-2	1/2	1/4	43.2	14	23.4	7.1	19	22	33
MC-04-3	1/2	3/8	43.5	14	23.4	9.5	19	22	33.3
MC-04-4	1/2	1/2	49.1	19	23.4	10.4	22	22	38.9
MC-04-6	1/2	3/4	50.5	19	23.4	10.4	27	22	40.3
MC-04-8	1/2	1"	57.2	22	23.4	10.4	35	22	47
MC-05-3	5/8	3/8	44.4	14	24.4	9.5	24	27	34
MC-05-4	5/8	1/2	49.3	19	24.4	11.9	24	27	38.9
MC-05-6	5/8	3/4	50.7	19	24.4	12.7	27	27	40.3
MC-06-4	3/4	1/2	50.7	19	24.4	11.9	27	30	40.3
MC-06-6	3/4	3/4	50.7	19	24.4	15.7	27	30	40.3
MC-06-8	3/4	1"	57.4	22	24.4	15.7	35	30	47
MC-08-4	1"	1/2	57.9	19	31.7	11.9	35	38	45.2
MC-08-6	1"	3/4	57.9	19	31.7	15.9	35	38	45.2
MC-08-8	1"	1"	62.7	22	31.7	22.4	35	38	50

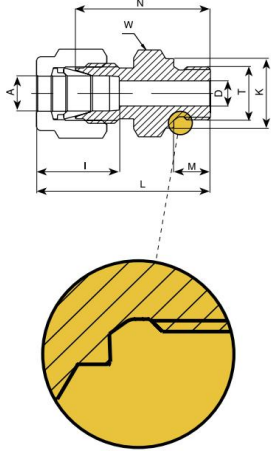
(FRACTIONAL)



CATALOG NUMBER	A	T	L	M	I	D	W	K	N
MC-01-01	1/8	G1/8	30.9	7.1	14	2.4	14	13.8	23.4
MC-01-02	1/8	G1/4	36.7	11.2	14	2.4	19	18	29.2
MC-02-01	1/4	G1/8	32.8	7.1	17.8	4.8	14	13.8	25
MC-02-02	1/4	G1/4	38	11.2	17.8	4.8	19	18	30.2
MC-02-03	1/4	G3/8	39.3	11.2	17.8	4.8	22	21.8	31.5
MC-02-04	1/4	G1/2	45.1	14.2	17.8	4.8	27	26	37.3
MC-03-01	3/8	G1/8	35.7	7.1	19.6	4.8	17	13.8	28.1
MC-03-02	3/8	G1/4	39.4	11.2	19.6	6.4	19	18	31.8
MC-03-03	3/8	G3/8	40.3	11.2	19.6	7.1	22	21.8	33
MC-03-04	3/8	G1/2	46.5	14.2	19.6	7.1	27	26	38.9
MC-03-06	3/8	G3/4	50.3	15.7	19.6	7.1	35	32	42.7
MC-04-01	1/2	G1/8	38.6	7.1	23.4	4.8	19	13.8	28.4
MC-04-02	1/2	G1/4	42.7	11.2	23.4	4.8	19	18	32.5
MC-04-03	1/2	G3/8	43.2	11.2	23.4	7.9	22	21.8	33
MC-04-04	1/2	G1/2	49.1	14.2	23.4	10.4	27	26	38.9
MC-04-06	1/2	G3/4	52.9	15.7	23.4	10.4	35	32	42.7
MC-04-08	1/2	G1"	55.4	18.3	23.4	10.4	41	39	45.2
MC-06-04	3/4	G1/2	49.3	14.2	24.4	11.9	27	26	38.9
MC-06-06	3/4	G3/4	53.1	15.7	24.4	15.9	35	32	42.7
MC-06-08	3/4	G1"	55.6	18.3	24.4	15.9	41	39	45.2
MC-08-04	1"	G1/2	56.2	14.2	31.7	11.9	35	26	43.5
MC-08-06	1"	G3/4	57	15.7	31.7	15.9	35	32	44.3
MC-08-08	1"	G1"	60.5	18.3	31.7	19.8	41	39	47.8

ALL DIMENSIONS ARE IN MILLIMETERS, UNLESS OTHERWISE SPECIFIED. ONLY FOR REFERENCE SUBJECT TO CHANGE.
上述尺寸数据仅供参考，如有变更恕不另行通知，未标注规格可询问工厂定制。

(FRACTIONAL)

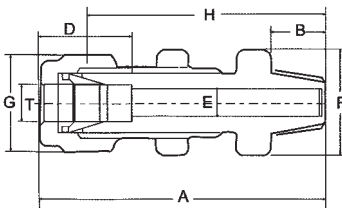



CATALOG NUMBER	A	T	L	M	I	D	W	K	N
MC-3-01	3	1/8	30.9	7.1	14	2.4	14	13.8	23.4
MC-3-02	3	1/4	36.7	11.2	14	2.4	19	18	29.2
MC-6-01	6	1/8	32.8	7.1	15.8	4.8	14	13.8	25
MC-6-02	6	1/4	38	11.2	15.8	4.8	19	18	30.2
MC-6-03	6	3/8	39.3	11.2	15.8	4.8	22	21.80	31.5
MC-6-04	6	1/2	45.1	14.2	15.8	4.8	27	26	37.3
MC-8-01	8	1/8	33.7	7.1	16.7	4.8	14	13.8	26
MC-8-02	8	1/4	38.9	11.2	16.7	6.4	19	18.00	31.2
MC-8-03	8	3/8	40	11.2	16.7	6.4	22	21.8	32.3
MC-8-04	8	1/2	45.8	14.2	16.7	6.4	27	26.00	38.1
MC-10-01	10	1/8	35.7	7.1	19.6	4.8	17	13.8	28.1
MC-10-02	10	1/4	39.4	11.2	19.6	6.4	19	18	31.8
MC-10-03	10	3/8	40.6	11.2	19.6	7.9	22	21.80	33
MC-10-04	10	1/2	46.5	14.2	19.6	7.9	27	26	38.9
MC-12-01	12	1/8	39.2	7.1	23.8	4.8	19	13.80	28.4
MC-12-02	12	1/4	43.3	11.2	23.8	6.4	19	18	32.5
MC-12-03	12	3/8	43.8	11.2	23.8	7.9	22	21.80	33
MC-12-04	12	1/2	49.7	14.2	23.8	9.5	27	26	38.9
MC-12-06	12	3/4	53.5	15.7	23.8	9.5	35	32.00	42.7
MC-14-03	14	3/8	44.6	11.2	24.8	7.9	22	21.8	33.8
MC-14-04	14	1/2	49.7	14.2	24.8	11.1	27	26.00	38.9
MC-15-04	15	1/2	49.7	14.2	24.4	11.9	27	26	38.9
MC-16-03	16	3/8	44.2	11.2	24.4	7.9	22	21.80	33.8
MC-16-04	16	1/2	49.3	14.2	24.4	11.9	27	26	38.9
MC-18-04	18	1/2	49.7	14.2	24.8	11.9	27	26.00	38.9
MC-22-06	22	3/4	53.2	15.7	25.5	15.9	35	32	42.7
MC-25-06	25	3/4	57	15.7	31.7	15.9	35	32.00	44.3

ALL DIMENSIONS ARE IN MILLIMETERS, UNLESS OTHERWISE SPECIFIED. ONLY FOR REFERENCE SUBJECT TO CHANGE.
 上述尺寸数据仅供参考, 如有变更恕不另行通知, 未标注规格可询问工厂定制。

BULKHEAD MALE CONNECTOR / 卡套式外螺纹穿板接头 (METRIC)

BMC 型



CATALOG NUMBER	TUBE O.D.	PIPESIZE PT/NPT	A	B	D	E	F	G	H	PANEL HOLE SIZE	MAX PANEL THICK.
BMC-6-1	6	1/8	49.8	10	15.8	4.8	16	14	42	11.5	11.2
BMC-6-2	6	1/4	53.8	14	15.8	4.8	16	14	46	11.5	11.2
BMC-6-3	6	3/8	53.8	14	15.8	4.8	17	14	46	11.5	11.2
BMC-6-4	6	1/2	61.8	19	15.8	4.8	22	14	54	11.5	11.2
BMC-8-1	8	1/8	52.1	10	16.7	6.4	16	16	44.4	13.1	11.2
BMC-8-2	8	1/4	56.7	14	16.7	6.4	19	16	49	13.1	11.2
BMC-8-3	8	3/8	56.7	14	16.7	6.4	19	16	49	13.1	11.2
BMC-8-4	8	1/2	63.7	19	16.7	6.4	22	16	56	13.1	11.2
BMC-10-2	10	1/4	58.1	14	19.6	7.1	22	19	50.5	16.3	11.2
BMC-10-3	10	3/8	58.1	14	19.6	7.9	22	19	50.5	16.3	11.2
BMC-10-4	10	1/2	64.9	19	19.6	7.9	22	19	57.3	16.3	11.2
BMC-12-2	12	1/4	63.9	14	23.8	7.1	24	22	53.1	19.5	12.7
BMC-12-3	12	3/8	63.9	14	23.8	9.5	24	22	53.1	19.5	12.7
BMC-12-4	12	1/2	69.6	19	23.8	9.5	24	22	58.8	19.5	12.7

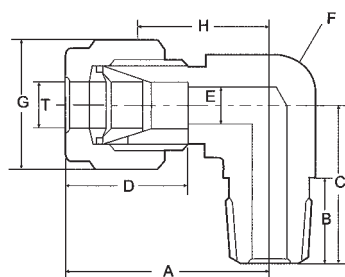

(FRACTIONAL)

BMC-02-1	1/4	1/8	49.8	10	15.8	4.8	16	14	42	11.5	11.2
BMC-02-2	1/4	1/4	53.8	14	15.8	4.8	16	14	46	11.5	11.2
BMC-02-3	1/4	3/8	53.8	14	15.8	4.8	17	14	46	11.5	11.2
BMC-02-4	1/4	1/2	61.8	19	15.8	4.8	22	14	54	11.5	11.2
BMC-03-2	3/8	1/4	57.6	14	19.6	7.1	19	17	50	14.7	11.2
BMC-03-3	3/8	3/8	57.6	14	19.6	7.1	19	17	50	14.7	11.2
BMC-03-4	3/8	1/2	64.9	19	19.6	7.1	24	17	57.3	14.7	11.2
BMC-04-2	1/2	1/4	63.5	14	23.4	7.1	24	22	53.1	19.5	12.7
BMC-04-3	1/2	3/8	63.5	14	23.4	9.5	24	22	53.1	19.5	12.7
BMC-04-4	1/2	1/2	69.2	19	23.4	10.4	24	22	58.8	19.5	12.7

ALL DIMENSIONS ARE IN MILLIMETERS, UNLESS OTHERWISE SPECIFIED. ONLY FOR REFERENCE SUBJECT TO CHANGE.
 上述尺寸数据仅供参考, 如有变更恕不另行通知, 未标注规格可询问工厂定制。

MALE ELBOW / 卡套式外螺纹弯头 (METRIC)

ME 型



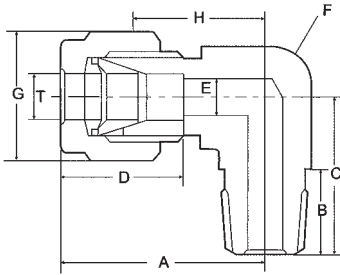

CATALOG NUMBER	T TUBE O.D.	PT-NPT MALE PIPE SIZE	A	B	C	D	E	F	K	G	H
ME-3-1	3	1/8	25.6	10	19.1	13.5	2.4	12.7	4.8	12	18.6
ME-3-2	3	1/4	25.6	14	23.2	13.5	2.4	15	7.1	12	18.6
ME-4-1	4	1/8	25.8	10	19.1	13.7	3	12.7	4.8	12	19.1
ME-4-2	4	1/4	25.8	14	23.2	13.7	3	15	7.1	12	19.1
ME-6-1	6	1/8	27.4	10	19.1	15.8	4.8	12.7	4.8	14	19.6
ME-6-2	6	1/4	27.4	14	23.2	15.8	4.8	15	7.1	14	19.6
ME-6-3	6	3/8	30.2	14	26	15.8	4.8	17.5	9.5	14	22.4
ME-6-4	6	1/2	32.2	19	33	15.8	4.8	20.6	11.9	14	24.4
ME-8-1	8	1/8	29	10	21.1	16.7	6.4	15	4.8	16	21.3
ME-8-2	8	1/4	29	14	23.2	16.7	6.4	15	7.1	16	21.3
ME-8-3	8	3/8	30.8	14	26	16.7	6.4	17.5	9.5	16	23.1
ME-8-4	8	1/2	32.8	19	33	16.7	6.4	20.6	11.9	16	25.1
ME-10-1	10	1/8	31.5	10	21.9	19.6	7.9	17	4.8	19	23.9
ME-10-2	10	1/4	31.5	14	26	19.6	7.9	17.5	7.1	19	23.9
ME-10-3	10	3/8	31.5	14	26	19.6	7.9	17.5	9.5	19	23.9
ME-10-4	10	1/2	33.5	19	33	19.6	7.9	20.6	11.9	19	25.9
ME-12-1	12	1/8	36.7	10	25.7	23.8	9.5	21	4.8	22	25.9
ME-12-2	12	1/4	36.7	14	28	23.8	9.5	20.6	7.1	22	25.9
ME-12-3	12	3/8	36.7	14	28	23.8	9.5	20.6	9.5	22	25.9
ME-12-4	12	1/2	36.7	19	33	23.8	9.5	20.6	11.9	22	25.9
ME-12-6	12	3/4	40.5	19	38.8	23.8	9.5	28	15.9	22	29.7
ME-12-8	12	1"	45.6	22	46.5	23.8	9.5	34.5	21.5	22	34.8
ME-14-3	14	3/8	38.7	14	29	24.8	11.1	23	9.5	27	27.9
ME-14-4	14	1/2	38.7	17	32	24.8	11.1	23	11.9	27	27.9
ME-14-6	14	3/4	40.5	19	38.8	24.8	11.1	28	15.9	27	29.7
ME-15-3	15	3/8	38.3	14	29	24.4	11.9	23	9.5	27	27.9
ME-15-4	15	1/2	38.3	17	32	24.4	11.9	23	11.9	27	27.9
ME-15-6	15	3/4	40.1	19	38.8	24.4	11.9	28	15.9	27	29.7
ME-16-3	16	3/8	38.3	14	29	24.4	12.7	23	9.5	27	27.9
ME-16-4	16	1/2	38.3	17	32	24.4	12.7	23	11.9	27	27.9
ME-16-6	16	3/4	40.1	19	38.8	24.4	12.7	28	15.9	27	29.7
ME-18-3	18	3/8	39.3	13.5	30	24.8	15.1	28	9.5	30	28.5
ME-18-4	18	1/2	40.5	17	36.8	24.8	15.1	28	11.9	30	29.7
ME-18-6	18	3/4	40.5	19	38.8	24.8	15.1	28	15.9	30	29.7
ME-20-4	20	1/2	42.5	19	38.5	25.5	15.9	32	11.9	32	32
ME-20-6	20	3/4	42.5	19	38.5	25.5	15.9	32	15.9	32	32
ME-22-4	22	1/2	42.5	19	38.5	25.5	18.3	32	11.9	32	32
ME-22-6	22	3/4	42.5	19	38.5	25.5	18.3	32	15.9	32	32
ME-22-8	22	1"	46	22	46.5	25.5	18.3	34.5	21.5	32	35.5
ME-25-4	25	1/2	49.5	19	41.7	31.7	21.8	34.5	11.9	38	36.8
ME-25-6	25	3/4	49.5	19	41.7	31.7	21.8	34.5	15.9	38	36.8
ME-25-8	25	1	49.5	22	46.5	31.7	21.8	34.5	21.5	38	36.8

All dimensions are in millimeters unless otherwise specified, only for reference subject to change.

上述尺寸数据仅供参考，如有变更恕不另行通知，未标注规格可询问工厂定制。

**MALE ELBOW / 卡套式外螺纹弯头
(FRACTIONAL)**

ME 型



CATALOG NUMBER	T TUBE O.D.	PT-NPT MALE PIPE SIZE	A	B	C	D	E	F	K	G	H
ME-01-2	1/8	1/4	26.1	14	23.2	14	2.4	15	7.1	12	18.6
ME-015-1	3/16	1/8	25.8	10	19.1	13.7	3	12.7	4.8	12	19.1
ME-015-2	3/16	1/4	25.8	14	23.2	13.7	3	15	7.1	12	19.1
ME-02-1	1/4	1/8	27.4	10	19.1	15.8	4.8	12.7	4.8	14	19.6
ME-02-2	1/4	1/4	27.4	14	23.2	15.8	4.8	15	7.1	14	19.6
ME-02-3	1/4	3/8	30.2	14	26	15.8	4.8	17.5	9.5	14	22.4
ME-02-4	1/4	1/2	32.2	19	33	15.8	4.8	20.6	11.9	14	24.4
ME-03-1	3/8	1/8	28.9	10	21.1	19.6	7.1	15	4.8	17	21.3
ME-03-2	3/8	1/4	28.9	14	24.2	19.6	7.1	15	7.1	17	21.3
ME-03-3	3/8	3/8	31.5	14	26	19.6	7.1	17.5	9.5	17	23.9
ME-03-4	3/8	1/2	33.5	19	33	19.6	7.1	20.6	11.9	17	25.9
ME-04-1	1/2	1/8	36.1	10	25.7	23.4	10.4	20.6	4.8	22	25.9
ME-04-2	1/2	1/4	36.1	14	28	23.4	10.4	20.6	7.1	22	25.9
ME-04-3	1/2	3/8	36.1	14	28	23.4	10.4	20.6	9.5	22	25.9
ME-04-4	1/2	1/2	36.1	19	33	23.4	10.4	20.6	11.9	22	25.9
ME-04-6	1/2	3/4	39.9	19	38.8	23.4	10.4	28	15.9	22	29.7
ME-04-8	1/2	1"	45	22	46.5	23.4	10.4	34.5	21.5	22	34.8
ME-05-3	5/8	3/8	38.3	14	29	24.4	12.7	23	9.5	27	27.9
ME-05-4	5/8	1/2	38.3	17	32	24.4	12.7	23	11.9	27	27.9
ME-05-6	5/8	3/4	40.1	19	38.8	24.4	12.7	28	15.9	27	29.7
ME-06-3	3/4	3/8	40.1	14	33.8	24.4	15.7	28	9.5	30	29.7
ME-06-4	3/4	1/2	40.1	17	36.8	24.4	15.7	28	11.9	30	29.7
ME-06-6	3/4	3/4	40.1	19	38.8	24.4	15.7	28	15.9	30	29.7
ME-06-8	3/4	1"	45.2	22	46.5	24.4	15.7	34.5	21.5	30	34.8
ME-08-4	1"	1/2	49.5	19	41.7	31.7	22.4	34.5	11.9	38	36.8
ME-08-6	1"	3/4	49.5	19	41.7	31.7	22.4	34.5	15.9	38	36.8
ME-08-8	1"	1"	49.5	22	46.5	31.7	22.4	34.5	21.5	38	36.8

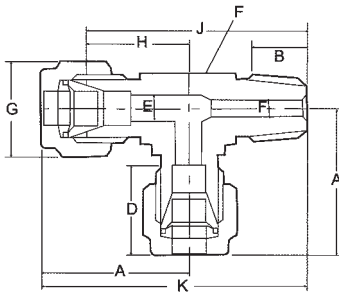

(FRACTIONAL)

CATALOG NUMBER	T TUBE O.D.	G-NPT MALE PIPE SIZE	A	B	C	D	E	F	K	G	H
ME-02-01-G	1/4	1/8	27.4	7.1	20.1	15.8	4.8	15	4.8	14	19.6
ME-02-02-G	1/4	1/4	30.7	11.2	25.2	15.8	4.8	17.5	6.4	14	22.9
ME-02-03-G	1/4	3/8	31.7	12	25.9	15.8	4.8	21	7.9	14	23.9
ME-02-04-G	1/4	1/2	35.5	14.2	37.2	15.8	4.8	28	11.9	14	27.7
ME-03-01-G	3/8	1/8	28.9	7.1	20.1	19.6	7.1	15	4.8	17	21.3
ME-03-06-G	3/8	3/4	42.1	15.7	41.7	19.6	7.1	35	15.9	17	34.5
ME-04-02-G	1/2	1/4	36.1	11.2	26	23.4	10.4	21	13.2	22	25.9
M3-04-03-G	1/2	3/8	36.1	11.2	25.9	23.4	10.4	21	7.9	22	25.9
ME-04-04-G	1/2	1/2	39.9	14.2	37.2	23.4	10.4	28	11.9	22	29.7
ME-08-06-G	1"	3/4	49.5	15.7	41.7	31.7	22.4	35	15.9	38	36.8

All dimensions are in millimeters unless otherwise specified, only for reference subject to change.
上述尺寸数据仅供参考，如有变更恕不另行通知，未标注规格可询问工厂定制。

**MALE RUN TEE / 卡套式外螺纹侧三通
(METRIC)**

MRT 型



CATALOG NUMBER	T TUBE O.D.	PT-NPT MALE PIPE SIZE	A	B	D	E	E1	F	G	H	J	K
MRT-4-1	4	1/8	25.7	10	13.7	3	4.8	12.7	12	19	38.6	45.3
MRT-4-2	4	1/4	27.5	14	13.7	3	7.1	16	12	20.8	44.8	51.5
MRT-6-1	6	1/8	27.4	10	15.8	4.8	4.8	12.7	14	19.6	39.2	47
MRT-6-2	6	1/4	29.2	14	15.8	4.8	6	16	14	21.4	45.4	53.2
MRT-6-3	6	3/8	30.2	14	15.8	4.8	9.5	17.5	14	22.4	46.9	54.7
MRT-6-4	6	1/2	31.7	19	15.8	4.8	11.9	20.6	14	23.9	56.9	64.7
MRT-8-1	8	1/8	30.1	10	16.7	6	4.8	16	16	22.4	43.4	51.1
MRT-8-2	8	1/4	30.1	14	16.7	6	6	16	16	22.4	46.4	54.1
MRT-8-3	8	3/8	30.8	19	16.7	6.4	9.5	17.5	16	23.1	47.6	55.3
MRT-8-4	8	1/2	32.7	19	16.7	6.4	11.9	20.6	16	24.9	57.9	65.7
MRT-10-1	10	1/8	31.5	10	19.6	7.9	4.8	17.5	19	23.9	46.4	54
MRT-10-2	10	1/4	31.5	14	19.6	7.9	7.1	17.5	19	23.9	48.9	56.5
MRT-10-3	10	3/8	31.5	14	19.6	7.9	7.9	17.5	19	23.9	48.9	56.5
MRT-10-4	10	1/2	33.5	19	19.6	7.9	11.9	20.6	19	25.9	58.9	66.5
MRT-12-2	12	1/4	36.7	14	23.8	9.5	7.1	20.6	22	25.9	54.1	64.9
MRT-12-3	12	3/8	36.7	14	23.8	9.5	9.5	20.6	22	25.9	54.1	64.9
MRT-12-4	12	1/2	36.7	19	23.8	9.5	9.5	20.6	22	25.9	58.9	69.7
MRT-12-6	12	3/4	38.8	19	23.8	9.5	15.7	28	22	28	64.8	75.6
MRT-14-3	14	3/8	39.5	14	24.8	11.1	9.5	23	27	28.7	57.7	68.5
MRT-14-4	14	1/2	39.5	19	24.8	11.1	11.1	23	27	28.7	62.7	73.5
MRT-14-6	14	3/4	38.8	19	24.8	11.1	15.7	28	27	28	64.8	75.6
MRT-16-3	16	3/8	39.1	14	24.4	12.7	9.5	22	27	28.7	57.7	68.1
MRT-16-4	16	1/2	39.1	19	24.4	12.7	11.9	22	27	28.7	62.7	73.1
MRT-16-6	16	3/4	38.4	19	24.4	12.7	15.7	28	27	28	64.8	75.2
MRT-18-3	18	3/8	38.8	14	24.8	15.1	9.5	28	30	28	60.5	71.3
MRT-18-4	18	1/2	38.8	19	24.8	15.1	11.9	28	30	28	64.8	75.6
MRT-18-6	18	3/4	38.8	19	24.8	15.1	15.1	28	30	28	64.8	75.6
MRT-20-4	20	1/2	46	19	25.5	15.9	11.9	34.5	32	35.5	77.2	87.7
MRT-20-6	20	3/4	46	19	25.5	15.9	15.9	34.5	32	35.5	77.2	87.7
MRT-22-4	22	1/2	46	19	25.5	18.3	11.9	34.5	32	35.5	77.2	87.7
MRT-22-6	22	3/4	46	19	25.5	18.3	15.7	34.5	32	35.5	77.2	87.7
MRT-25-4	25	1/2	49.5	19	31.7	21.8	11.9	34.5	38	36.8	78.5	91.2
MRT-25-6	25	3/4	49.5	19	31.7	21.8	15.7	34.5	38	36.8	78.5	91.2
MRT-25-8	25	1	49.5	22	31.7	21.8	21.8	34.5	38	36.8	81.3	94

(FRACTIONAL)

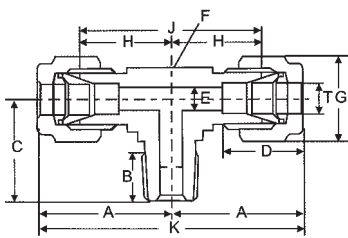
MRT-01-1	1/8	1/8	26.1	10	14	2.4	4.8	12.7	12	18.6	38.2	45.7
MRT-01-2	1/8	1/4	28	14	14	2.4	6	16	12	20.5	44.5	52
MRT-02-1	1/4	1/8	27.4	10	15.8	4.8	4.8	12.7	14	19.6	39.2	47
MRT-02-2	1/4	1/4	29.2	14	15.8	4.8	6	16	14	21.4	45.4	53.2
MRT-02-3	1/4	3/8	30.2	14	15.8	4.8	9.5	17.5	14	22.4	46.9	54.7
MRT-02-4	1/4	1/2	31.7	19	15.8	4.8	11.9	20.6	14	23.9	56.9	64.7
MRT-03-1	3/8	1/8	30.7	10	19.6	7.1	4.8	16	17	23.1	44.1	51.7
MRT-03-2	3/8	1/4	30.7	14	19.6	7.1	7.1	16	17	23.1	47.1	54.7
MRT-03-3	3/8	3/8	30.7	14	19.6	7.1	7.1	16	17	23.1	47.6	55.2
MRT-03-4	3/8	1/2	33.5	19	19.6	7.1	11.9	20.6	17	25.9	58.9	66.5
MRT-04-2	1/2	1/4	36.1	14	23.4	10.4	7.1	20.6	22	25.9	54.1	64.3
MRT-04-3	1/2	3/8	36.1	14	23.4	10.4	9.5	20.6	22	25.9	54.1	64.3
MRT-04-4	1/2	1/2	36.1	19	23.4	10.4	10.4	20.6	22	25.9	58.9	69.1
MRT-04-6	1/2	3/4	38.2	19	23.4	10.4	15.7	28	22	28	64.8	75
MRT-05-3	5/8	3/8	39.1	14	24.4	12.7	9.5	22	27	28.7	57.7	68.1
MRT-05-4	5/8	1/2	39.1	19	24.4	12.7	11.9	22	27	28.7	62.7	73.1
MRT-05-6	5/8	3/4	38.4	19	24.4	12.7	15.7	28	27	28	64.8	75.2
MRT-06-4	3/4	1/2	38.4	14	24.4	15.7	11.9	28	30	28	64.8	75.2
MRT-06-6	3/4	3/4	38.4	19	24.4	15.7	15.7	28	32	28	64.8	75.2
MRT-08-6	1"	3/4	49.5	19	31.7	22.4	15.9	34.5	38	36.8	78.5	91.2
MRT-08-8	1"	1/1	49.5	22	31.7	22.4	22.4	34.5	38	36.8	81.3	94

All dimensions are in millimeters unless otherwise specified, only for reference subject to change.

上述尺寸数据仅供参考，如有变更恕不另行通知，未标注规格可询问工厂定制。

**MALE BRANCH TEE / 卡套式外螺纹支管三通
(METRIC)**

MBT 型



CATALOG NUMBER	T TUBE O.D.	PT-NPT MALE PIPE SIZE	A	B	C	D	E	F	G	H	J	K
MBT-4-1	4	1/8	25.7	10	19.6	13.7	3	12.7	12	19	38	51.4
MBT-4-2	4	1/4	27.5	14	24	13.7	3	16	12	20.8	41.6	55
MBT-6-1	6	1/8	27.4	10	19.6	15.8	4.8	12.7	14	19.6	39.2	54.8
MBT-6-2	6	1/4	29.2	14	24	15.8	4.8	16	14	21.4	42.8	58.4
MBT-6-3	6	3/8	30.2	14	24.5	15.8	4.8	17.5	14	22.4	44.8	60.4
MBT-6-4	6	1/2	31.7	19	33	15.8	4.8	20.6	14	23.9	47.8	63.4
MBT-8-1	8	1/8	30.1	10	21	16.7	6	16	16	22.4	44.8	60.2
MBT-8-2	8	1/4	30.1	14	24	16.7	6	16	16	22.4	44.8	60.2
MBT-8-3	8	3/8	30.8	14	24.5	16.7	6	17.5	16	23.1	46.2	61.6
MBT-8-4	8	1/2	32.6	19	33	16.7	6	20.6	16	24.9	49.8	65.2
MBT-10-1	10	1/8	33.5	10	22.5	19.6	7.9	17.5	19	25.9	51.8	67
MBT-10-2	10	1/4	33.5	14	26.5	19.6	7.9	17.5	19	25.9	51.8	67
MBT-10-3	10	3/8	33.5	14	26.5	19.6	7.9	17.5	19	25.9	51.8	67
MBT-10-4	10	1/2	33.5	19	33	19.6	7.9	20.6	19	25.9	51.8	67
MBT-12-2	12	1/4	36.7	14	28.2	23.8	9.5	20.6	22	25.9	51.8	73.4
MBT-12-3	12	3/8	36.7	14	28.2	23.8	9.5	20.6	22	25.9	51.8	73.4
MBT-12-4	12	1/2	36.7	19	33	23.8	9.5	20.6	22	25.9	51.8	73.4
MBT-12-6	12	3/4	38.8	19	36.8	23.8	9.5	28	22	28	56	77.6
MBT-14-3	14	3/8	39.5	14	29	24.8	11.1	22	27	28.7	57.4	79
MBT-14-4	14	1/2	39.5	19	34	24.8	11.1	22	27	28.7	57.4	79
MBT-14-6	14	3/4	38.8	19	36.8	24.8	11.1	28	27	28	56	77.6
MBT-16-3	16	3/8	39.1	14	29	24.4	12.7	22	27	28.7	57.4	78.2
MBT-16-4	16	1/2	39.1	19	34	24.4	12.7	22	27	28.7	57.4	78.2
MBT-16-6	16	3/4	38.4	19	36.8	24.4	12.7	28	27	28	56	76.8
MBT-18-3	18	3/8	38.8	14	32.5	24.8	15.1	28	30	28	56	77.6
MBT-18-4	18	1/2	38.8	19	36.8	24.8	15.1	28	30	28	56	77.6
MBT-18-6	18	3/4	38.8	19	36.8	24.8	15.1	28	30	28	56	77.6
MBT-20-4	20	1/2	46	19	41.7	25.5	15.9	34.5	32	35.5	71	92
MBT-20-6	20	3/4	46	19	41.7	25.5	15.9	34.5	32	35.5	71	92
MBT-22-4	22	1/2	46	19	41.7	25.5	18.3	34.5	32	35.5	71	92
MBT-22-6	22	3/4	46	19	41.7	25.5	18.3	34.5	32	35.5	71	92
MBT-25-4	25	1/2	49.5	19	41.7	31.7	21.8	34.5	38	36.8	73.6	99
MBT-25-6	25	3/4	49.5	19	41.7	31.7	21.8	34.5	38	36.8	73.6	99
MBT-25-8	25	1"	49.5	22	44.5	31.7	21.8	34.5	38	36.8	73.6	99

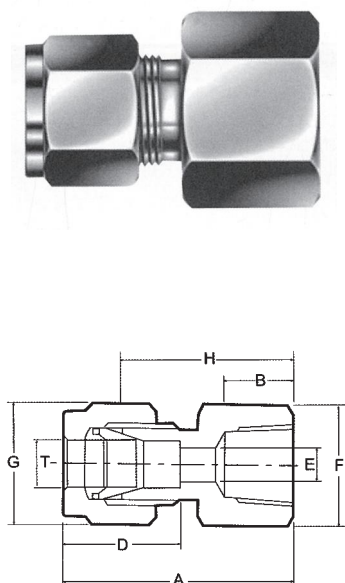
(FRACTIONAL)

MBT-01-1	1/8	1/8	26.1	10	19.6	14	2.4	12.7	12	18.6	37.2	52.2
MBT-01-2	1/8	1/4	28	14	24	14	2.4	16	12	20.5	41	56
MBT-02-1	1/4	1/8	27.4	10	19.6	15.8	4.8	12.7	14	19.6	39.2	54.8
MBT-02-2	1/4	1/4	29.2	14	24	15.8	4.8	16	14	21.4	42.8	58.4
MBT-02-3	1/4	3/8	30.2	14	24.5	15.8	4.8	17.5	14	22.4	44.8	60.4
MBT-02-4	1/4	1/2	31.7	19	33	15.8	4.8	20.6	14	23.9	47.8	63.4
MBT-03-1	3/8	1/8	30.7	14	21	19.6	7.1	16	17	23.1	46.2	61.4
MBT-03-2	3/8	1/4	30.7	14	24	19.6	7.1	16	17	23.1	46.2	61.4
MBT-03-3	3/8	3/8	30.7	14	24.5	19.6	7.1	17.5	17	23.1	46.2	61.4
MBT-03-4	3/8	1/2	33.5	19	33	19.6	7.1	20.6	17	25.9	51.8	67
MBT-04-2	1/2	1/4	36.1	14	28.2	23.4	10.4	20.6	22	25.9	51.8	72.2
MBT-04-3	1/2	3/8	36.1	14	28.2	23.4	10.4	20.6	22	25.9	51.8	72.2
MBT-04-4	1/2	1/2	36.1	19	33	23.4	10.4	20.6	22	25.9	51.8	72.2
MBT-04-6	1/2	3/4	38.2	19	36.8	23.4	10.4	28	22	28	56	76.4
MBT-05-3	5/8	3/8	39.1	14	29	24.4	12.7	22	27	28.7	57.4	78.2
MBT-05-4	5/8	1/2	39.1	19	34	24.4	12.7	22	27	28.7	57.4	78.2
MBT-05-6	5/8	3/4	38.4	19	36.8	24.4	12.7	28	27	28	56	76.8
MBT-06-4	3/4	1/2	38.4	19	36.8	24.4	15.7	28	30	28	56	76.8
MBT-06-6	3/4	3/4	38.4	19	36.8	24.4	15.7	28	30	28	56	76.8
MBT-08-6	1"	3/4	49.5	19	41.7	31.7	22.4	34.5	38	36.8	73.6	99
MBT-08-8	1"	1"	49.5	22	44.5	31.7	22.4	34.5	38	36.8	73.6	99

All dimensions are in millimeters unless otherwise specified, only for reference subject to change.
上述尺寸数据仅供参考, 如有变更恕不另行通知, 未标注规格可询问工厂定制。

FEMALE CONNECTOR / 卡套式内螺纹接头 (METRIC)

FC 型



CATALOG NUMBER	T TUBE O.D.	PT-NPT FEMALE PIPE SIZE	A	B	D	E	F	G	H
FC-4-1	4	1/8	30.6	10	13.7	3	14	12	23.9
FC-4-2	4	1/4	34.6	15	13.7	3	19	12	27.9
FC-6-1	6	1/8	31.7	10	15.8	4.8	14	14	23.9
FC-6-2	6	1/4	36.2	15	15.8	4.8	19	14	28.4
FC-6-3	6	3/8	38	15	15.8	4.8	22	14	30.2
FC-6-4	6	1/2	42.9	20	15.8	4.8	27	14	35.1
FC-8-1	8	1/8	32.3	10	16.7	6.4	14	16	24.6
FC-8-2	8	1/4	37.2	15	16.7	6.4	19	16	29.5
FC-8-3	8	3/8	38.7	15	16.7	6.4	22	16	31
FC-8-4	8	1/2	43.5	20	16.7	6.4	27	16	35.8
FC-10-1	10	1/8	34.8	10	19.6	7.9	17	19	27.2
FC-10-2	10	1/4	37.8	15	19.6	7.9	19	19	30.2
FC-10-3	10	3/8	39.4	15	19.6	7.9	22	19	31.8
FC-10-4	10	1/2	44.2	20	19.6	7.9	27	19	36.6
FC-12-1	12	1/8	38	10	23.8	8.6	22	22	27.2
FC-12-2	12	1/4	41	15	23.8	9.5	22	22	30.2
FC-12-3	12	3/8	42.6	15	23.8	9.5	22	22	31.8
FC-12-4	12	1/2	47.4	20	23.8	9.5	27	22	36.6
FC-12-6	12	3/4	48.9	19	23.8	9.5	35	22	38.1
FC-12-8	12	1"	52	22	23.8	9.5	41	22	41.2
FC-14-3	14	3/8	42.6	15	24.8	11.1	24	27	31.8
FC-14-4	14	1/2	47.4	20	24.8	11.1	27	27	36.6
FC-14-6	14	3/4	48.9	20	24.8	11.1	35	27	38.1
FC-15-3	15	3/8	42.2	15	24.4	11.9	24	27	31.8
FC-15-4	15	1/2	47	20	24.4	11.9	27	27	36.6
FC-15-6	15	3/4	48.5	20	24.4	11.9	35	27	38.1
FC-16-3	16	3/8	42.2	15	24.4	12.7	24	27	31.8
FC-16-4	16	1/2	47.2	20	24.4	12.7	27	27	36.8
FC-16-6	16	3/4	48.5	20	24.4	12.7	35	27	38.1
FC-18-3	18	3/8	42.6	15	24.8	15.1	27	30	31.8
FC-18-4	18	1/2	47.6	20	24.8	15.1	27	30	36.8
FC-18-6	18	3/4	48.9	20	24.8	15.1	35	30	38.1
FC-20-4	20	1/2	48.3	20	25.5	15.9	30	32	37.8
FC-20-6	20	3/4	50.1	20	25.5	15.9	35	32	39.6
FC-22-4	22	1/2	48.3	20	25.5	18.3	30	32	37.8
FC-22-6	22	3/4	50.1	20	25.5	18.3	35	32	39.6
FC-22-8	22	1"	58.3	22	31.7	18.3	41	32	47.8
FC-25-6	25	3/4	53.8	20	31.7	21.8	35	38	41.1
FC-25-8	25	1"	62.7	22	31.7	21.8	41	38	50

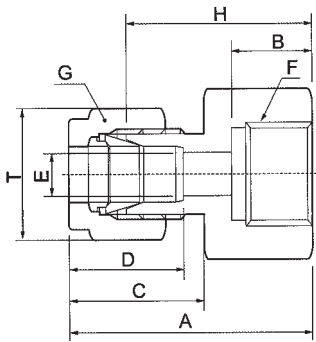

(FRACTIONAL)

FC-01-1	1/8	1/8	30.4	10	14	2.4	14	12	22.9
FC-01-2	1/8	1/4	34.5	15	14	2.4	14	12	27
FC-02-1	1/4	1/8	31.7	10	15.8	4.8	14	14	23.9
FC-02-2	1/4	1/4	36.2	15	15.8	4.8	19	14	28.4
FC-02-3	1/4	3/8	38	15	15.8	4.8	22	14	30.2
FC-02-4	1/4	1/2	42.9	20	15.8	4.8	27	14	35.1
FC-03-1	3/8	1/8	33	10	19.6	7.1	16	17	25.4
FC-03-2	3/8	1/4	37.8	15	19.6	7.1	19	17	30.2
FC-03-3	3/8	3/8	39.4	15	19.6	7.9	22	17	31.8
FC-03-4	3/8	1/2	44.2	20	19.6	7.9	27	17	36.6
FC-03-6	3/8	3/4	45.7	19	19.6	7.1	35	17	38.1
FC-04-1	1/2	1/8	37.4	10	23.4	10.4	22	22	27.2
FC-04-2	1/2	1/4	40.4	15	23.4	10.4	22	22	30.2
FC-04-3	1/2	3/8	42	15	23.4	10.4	22	22	31.8
FC-04-4	1/2	1/2	46.8	20	23.4	10.4	27	22	36.6
FC-04-6	1/2	3/4	48.3	20	23.4	10.4	35	22	38.1
FC-04-8	1/2	1"	51.4	22	23.4	10.4	41	22	41.2
FC-05-3	5/8	3/8	42.2	15	24.4	12.7	24	27	31.8
FC-05-4	5/8	1/2	47	20	24.4	12.7	27	27	36.6
FC-05-6	5/8	3/4	48.5	20	24.4	12.7	35	27	38.1
FC-06-4	3/4	1/2	47	20	24.4	15.7	27	30	36.6
FC-06-6	3/4	3/4	48.5	20	24.4	15.7	35	30	38.1
FC-06-8	3/4	1"	51.6	22	24.4	15.7	41	30	41.2
FC-08-4	1"	1/2	53.8	20	31.7	18.5	35	38	41.1
FC-08-6	1"	3/4	53.8	20	31.7	22.4	35	38	41.1
FC-08-8	1"	1"	62.7	22	31.7	22.4	41	38	50

All dimensions are in millimeters unless otherwise specified, only for reference subject to change.
 上述尺寸数据仅供参考, 如有变更恕不另行通知, 未标注规格可询问工厂定制。

GAUGE CONNECTOR / 卡套式压力表接头
(METRIC) Connects metric tube to ISO parallel thread(gauge)

FCG 型



CATALOG NUMBER	T TUBE O.D.	R(PF) FEMALE PIPE SIZE	A	B	D	E	F	G	H
FCG-3-2G	3	1/8	34	14	13.5	2.4	19	12	27
FCG-6-2G	6	1/4	36.2	14	15.8	4.8	19	14	28.4
FCG-6-3G	6	3/8	38	15	15.8	4.8	22	14	30.2
FCG-6-4G	6	1/2	40.9	19	15.8	4.8	27	14	33.1
FCG-8-2G	8	1/4	38.7	14	16.7	5.5	19	16	31
FCG-8-3G	8	3/8	38.7	15	16.7	6.4	22	16	31
FCG-8-4G	8	1/2	43.5	20	16.7	6.4	27	16	35.8
FCG-10-2G	10	1/4	39.4	14	19.6	5.5	19	19	31.8
FCG-10-3G	10	3/8	39.4	15	19.6	6.5	22	19	31.8
FCG-10-4G	10	1/2	44.2	19	19.6	7	27	19	36.6
FCG-12-2G	12	1/4	42.6	14	23.8	5.5	22	22	31.8
FCG-12-3G	12	3/8	42.6	15	23.8	6.5	22	22	31.8
FCG-12-4G	12	1/2	48.9	19	23.8	7	27	22	38.1
FCG-20-4G	20	1/2	54.7	19	25.5	7	30	32	44.2
FCG-22-4G	20	1/2	54.7	19	25.5	7	30	32	44.2

(FRACTIONAL) Connects metric tube to ISO parallel thread(gauge)

FCG-02-1G	1/4	1/8	31.7	10	15.8	4.8	14	14	23.9
FCG-02-2G	1/4	1/4	36.2	14	15.8	4.8	19	14	28.4
FCG-02-3G	1/4	3/8	38	15	15.8	4.8	22	14	30.2
FCG-02-4G	1/4	1/2	40.9	19	15.8	4.8	27	14	33.1
FCG-03-2G	3/8	1/4	39.4	14	19.6	5.5	19	17	31.8
FCG-03-3G	3/8	3/8	44.2	15	19.6	6.5	22	17	36.6
FCG-03-4G	3/8	1/2	44.2	19	19.6	7	27	17	36.6
FCG-04-2G	1/2	1/4	42	14	23.4	5.5	22	22	31.8
FCG-04-3G	1/2	3/8	42	15	23.4	6.5	24	22	31.8
FCG-04-4G	1/2	1/2	48.3	19	23.4	7	27	22	38.1

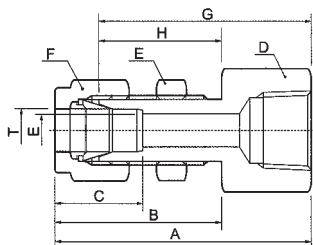

(FRACTIONAL) Connects metric tube to ISO parallel thread(gauge)

FC-3-M14*1.5	3	M14x1.5	34	15	13.5	2.4	19	12	27
FC-6-M14*1.5	6	M14x1.5	38	15	15.8	4.8	19	14	30.2
FC-8-M14*1.5	8	M14x1.5	37.8	15	16.7	5.5	19	16	31
FC-10-M14*1.5	10	M14x1.5	39.4	15	19.6	5.5	19	19	31.8
FC-12-M14*1.5	12	M14x1.5	42.6	15	23.8	5.5	22	22	31.8
FC-6-M16*1.5	6	M16x1.5	38	16	15.8	6.5	22	14	30.2
FC-8-M16*1.5	8	M16x1.5	38.7	16	16.7	6.4	22	16	31
FC-10-M16*1.5	10	M16x1.5	39.4	16	19.6	6.4	22	19	31.8
FC-12-M16*1.5	12	M16x1.5	42.6	16	23.8	6.5	22	22	31.8
FC-8-M18*1.5	8	M18x1.5	41.3	16	16.7	6.4	24	16	33.6
FC-12-M18*1.5	12	M18x1.5	44.4	16	23.8	7	24	22	33.6
FC-6-M20*1.5	6	M20x1.5	40.3	16	15.8	4.8	27	14	32.5
FC-8-M20*1.5	8	M20x1.5	41.2	16	16.7	6.4	27	16	33.5
FC-10-M20*1.5	10	M20x1.5	42.1	16	19.6	7	27	19	34.5
FC-12-M20*1.5	12	M20x1.5	45.3	16	23.8	7	27	22	34.5

All dimensions are in millimeters unless otherwise specified, only for reference subject to change.
 上述尺寸数据仅供参考，如有变更恕不另行通知，未标注规格可询问工厂定制。

BULKHEAD FEMALE CONNECTOR / 卡套式内螺纹穿板接头 (METRIC)

BFC 型

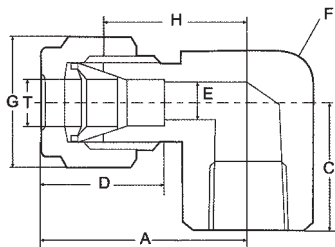



CATALOG NUMBER	T TUBE O.D.	PT-NPT FEMALE PIPE SIZE	A	D	E	F	G	H	PANEL HOLE DRILL	MAX PANEL THICK
BFC-6-1	6	1/8	47.4	16	4.8	14	39.6	26.2	11.5	10.2
BFC-6-2	6	1/4	52.2	19	4.8	14	44.4	26.2	11.5	10.2
BFC-8-2	8	1/4	54.4	19	6.4	16	46.7	28.2	13.1	11.2
BFC-10-4	10	1/2	61.6	27	7.9	19	54.01	29.4	16.3	11.2
BFC-12-4	12	1/2	67.2	27	9.5	22	56.4	31.8	19.5	12.7
BFC-14-4	14	1/4	67.9	27	11.1	27	57.1	32.5	22.8	12.7
BFC-01-1	1/8	1/8	45.6	14	2.4	12	38.1	24.2	8.3	11.2
BFC-02-1	1/4	1/8	47.4	16	4.8	14	39.6	26.2	11.5	10.2
BFC-02-2	1/4	1/4	52.2	19	4.8	14	44.4	26.2	11.5	10.2
BFC-03-2	3/8	1/4	55.4	19	7.1	17	47.8	29.5	14.7	11.2
BFC-03-3	3/8	3/8	57	22	7.9	17	49.4	29.5	14.7	11.2
BFC-04-3	1/2	3/8	61.8	24	10.4	22	51.6	31.8	19.5	12.7
BFC-04-4	1/2	1/2	66.6	27	10.4	22	56.4	31.8	19.5	12.7
BFC-06-6	3/4	3/4	74	35	15.7	30	63.6	37.3	26	16.8

All dimensions are in millimeters unless otherwise specified, only for reference subject to change.
 上述尺寸数据仅供参考，如有变更恕不另行通知，未标注规格可询问工厂定制。

FEMALE ELBOW / 卡套式内螺纹接头 (METRIC)

FE 型



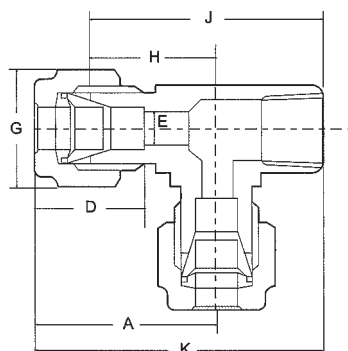

CATALOG NUMBER	T TUBE O.D.	PT-NPT MALE PIPE		A	C	D	E	E2	F	G	H
		SIZE									
FE-6-1	6	1/8		27.4	19.1	15.8	4.8	8	15	14	19.6
FE-6-2	6	1/4		30.2	22.4	15.8	4.8	11	17	14	22.4
FE-6-3	6	3/8		31.7	22.4	15.8	4.8	15	21	14	23.9
FE-6-4	6	1/2		35.3	28.5	15.8	4.8	18.5	28	14	27.5
FE-8-1	8	1/8		28.7	19.1	16.7	6.4	8	15	16	21
FE-8-2	8	1/4		30.1	22.4	16.7	6.4	11	17	16	23
FE-8-3	8	3/8		31.7	22.4	16.7	6.4	15	21	16	24
FE-8-4	8	1/2		35.7	28.5	16.7	6.4	18.5	28	16	27.5
FE-10-1	10	1/8		31.6	21	19.6	7.9	8	17	19	24
FE-10-2	10	1/4		31.6	22.4	19.6	7.9	11	17	19	24
FE-10-3	10	3/8		32.6	22.4	19.6	7.9	15	21	19	25
FE-10-4	10	1/2		36.1	28.5	19.6	7.9	18.5	28	19	28.5
FE-12-1	12	1/8		36.7	22.4	23.8	9.5	8	21	22	25.9
FE-12-2	12	1/4		36.7	22.4	23.8	9.5	11	21	22	25.9
FE-12-3	12	3/8		36.7	22.4	23.8	9.5	15	21	22	25.9
FE-12-4	12	1/2		39.3	28.5	23.8	9.5	18.5	28	22	28.5
FE-12-6	12	3/4		42.8	33.5	23.8	9.5	21.8	32	22	32
FE-14-3	14	3/8		38.8	28	24.8	11.1	15	24	27	28
FE-14-4	14	1/2		39.3	28.5	24.8	11.1	18.5	28	27	28.5
FE-14-6	14	3/4		42.8	33.5	24.8	11.1	21.8	32	27	32
FE-15-3	15	3/8		38.4	28	24.4	11.9	15	24	27	28
FE-15-4	15	1/2		38.9	28.5	24.4	11.9	18.5	28	27	28.5
FE-15-6	15	3/4		42.4	33.5	24.4	11.9	21.8	32	27	32
FE-16-3	16	3/8		38.4	28	24.4	12.7	12.7	24	27	28
FE-16-4	16	1/2		38.9	28.5	24.4	12.7	18.5	28	27	28.5
FE-16-6	16	3/4		42.4	33.5	24.4	12.7	21.8	32	27	32
FE-18-3	18	3/8		39.3	25.4	24.8	15.1	15	28	30	28.5
FE-18-4	18	1/2		39.3	28.4	24.8	15.1	18.5	28	30	28.5
FE-18-6	18	3/4		42.8	33.5	24.8	15.1	21.8	32	30	32
FE-20-4	20	1/2		43	33.5	25.5	15.9	18.5	32	32	32.5
FE-20-6	20	3/4		43	33.5	25.5	15.9	21.8	32	32	32.5
FE-22-4	22	1/2		43	33.5	25.5	18.3	18.5	32	32	32.5
FE-22-6	22	3/4		43	33.5	25.5	18.3	21.8	32	32	32.5
FE-25-4	25	1/2		47.7	35	31.7	21.8	18.5	34.5	38	35
FE-25-6	25	3/4		47.7	35	31.7	21.8	21.8	34.5	38	35

(FRACTIONAL)

FE-02-1	1/4	1/8		27.4	19.1	15.8	4.8	8	15	14	19.6
FE-02-2	1/4	1/4		30.2	22.4	15.8	4.8	11	17	14	22.4
FE-02-3	1/4	3/8		30.2	23.9	15.8	4.8	15	21	14	22.4
FE-02-4	1/4	1/2		36.3	27.5	15.8	4.8	18.5	28	14	28.5
FE-03-1	3/8	1/8		30.7	19.8	19.6	7.1	8	17	17	23.1
FE-03-2	3/8	1/4		31.6	22.4	19.6	7.1	11	17	17	24
FE-03-3	3/8	3/8		32.6	22.4	19.6	7.1	15	21	17	25
FE-03-4	3/8	1/2		36.1	28.5	19.6	7.1	18.5	28	17	28.5
FE-04-1	1/2	1/8		36.1	22.4	23.4	10.4	8	21	22	25.9
FE-04-2	1/2	1/4		36.1	22.4	23.4	10.4	11	21	22	25.9
FE-04-3	1/2	3/8		36.1	22.4	23.4	10.4	15	21	22	25.9
FE-04-4	1/2	1/2		38.7	28.5	23.4	10.4	18.5	28	22	28.5
FE-04-6	1/2	3/4		42.2	33.5	23.4	10.4	21.8	32	22	32
FE-05-6	5/8	1/2		42.4	33.5	24.4	12.7	21.8	32	27	32
FE-06-4	3/4	3/4		38.9	28.4	24.4	15.7	18.5	28	30	28.5
FE-06-6	3/4	3/4		42.4	33.5	24.4	15.7	21.8	32	30	32
FE-08-6	1"	3/4		47.7	35	31.7	22.4	22.4	34.5	38	35

All dimensions are in millimeters unless otherwise specified, only for reference subject to change.
 上述尺寸数据仅供参考，如有变更恕不另行通知，未标注规格可询问工厂定制。

FRT 型



FEMALE RUN TEE / 卡套式内螺纹侧三通 (METRIC)

CATALOG NUMBER	T TUBE O.D.	PT-NPT MALE PIPE SIZE	A	D	E	F	G	H	J	K
FRT-6-1	6	1/8	30.2	15.8	4.8	16	14	22.4	44.8	52.6
FRT-6-2	6	1/4	30.2	15.8	4.8	17.5	14	22.4	44.8	52.6
FRT-6-3	6	3/8	31.1	15.8	4.8	21	14	23.3	45.7	53.5
FRT-6-4	6	1/2	34.3	15.8	4.8	28	14	26.5	56.5	64.3
FRT-8-1	8	1/8	30.1	16.7	6.4	16	16	22.4	44.8	52.5
FRT-8-2	8	1/4	30.1	16.7	6.4	17.5	16	22.4	44.8	52.5
FRT-8-3	8	3/8	32	16.7	6.4	21	16	24.3	46.7	54.4
FRT-8-4	8	1/2	35.2	16.7	6.4	28	16	27.5	57.5	65.2
FRT-10-1	10	1/8	31.5	19.6	7.9	17.5	19	23.9	46.3	53.9
FRT-10-2	10	1/4	31.5	19.6	7.9	17.5	19	23.9	46.3	53.9
FRT-10-3	10	3/8	32.9	19.6	7.9	21	19	25.3	47.7	55.3
FRT-10-4	10	1/2	36.6	19.6	7.9	28	19	28.5	58.5	66.6
FRT-12-1	12	1/8	36.7	23.8	8	19	22	25.9	48.3	59.1
FRT-12-2	12	1/4	36.7	23.8	9.5	19	22	25.9	48.3	59.1
FRT-12-3	12	3/8	36.1	23.8	9.5	21	22	25.3	47.7	58.5
FRT-12-4	12	1/2	36.7	23.8	9.5	28	22	28.5	58.5	66.7
FRT-12-6	12	3/4	43.3	23.8	9.5	32	22	32.5	65.5	76.3
FRT-14-3	14	3/8	38.8	24.8	11.1	24	27	28	55	65.8
FRT-14-4	14	1/2	39.3	24.8	11.1	28	27	28.5	58.5	69.3
FRT-14-6	14	3/4	43.3	24.8	11.1	32	27	32.5	65.5	76.3
FRT-15-3	15	3/8	38.4	24.4	11.9	24	27	28	55	65.4
FRT-15-4	15	1/2	38.9	24.4	11.9	28	27	28.5	58.5	68.9
FRT-15-6	15	3/4	42.9	24.4	11.9	32	27	32.5	65.5	75.9
FRT-16-3	16	3/8	38.4	24.4	12.7	24	27	28	55	65.4
FRT-16-4	16	1/2	38.9	24.4	12.7	28	27	28.5	58.5	68.9
FRT-16-6	16	3/4	42.9	24.4	12.7	32	27	32.5	65.5	75.9
FRT-18-3	18	3/8	39.3	24.8	15.1	28	30	28.5	55.5	66.3
FRT-18-4	18	1/2	39.3	24.8	15.1	28	30	28.5	58.5	66.3
FRT-18-6	18	3/4	43.3	24.8	15.1	32	30	32.5	65.5	76.3
FRT-20-4	20	1/2	44	25.5	15.9	32	32	33.5	66.5	77
FRT-20-6	20	3/4	44	25.5	15.9	32	32	33.5	66.5	77
FRT-22-4	22	1/2	44	25.5	18.3	32	32	33.5	66.5	77
FRT-22-6	22	3/4	44	25.5	18.3	32	32	33.5	66.5	77
FRT-25-4	25	1/2	47.7	31.7	18.5	34.5	38	35	70	82.7
FRT-25-6	25	3/4	47.7	31.7	21.8	34.5	38	35	70	82.7

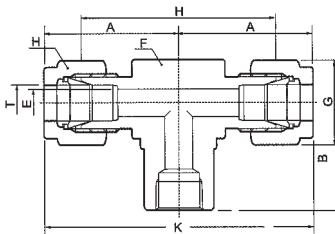
(FRACTIONAL)

FRT-02-1	1/4	1/8	30.2	15.8	4.8	16	14	22.4	44.8	52.6
FRT-02-2	1/4	1/4	30.2	15.8	4.8	17.5	14	22.4	44.8	52.6
FRT-02-3	1/4	3/8	31.1	15.8	4.8	21	14	23.3	45.7	53.5
FRT-02-4	1/4	1/2	34.3	15.8	4.8	28	14	26.5	56.5	64.3
FRT-03-1	3/8	1/8	30.7	19.6	7.1	16	17	23.1	45.5	53.1
FRT-03-2	3/8	1/4	31.5	19.6	7.1	17.5	17	23.9	46.3	53.9
FRT-03-3	3/8	3/8	32.9	19.6	7.1	21	17	25.3	47.7	55.3
FRT-03-4	3/8	1/2	36.1	19.6	7.1	28	17	28.5	58.5	66.1
FRT-04-1	1/2	1/8	36.1	23.4	8	19	22	25.9	48.3	58.5
FRT-04-2	1/2	1/4	36.1	23.4	10.4	19	22	25.9	48.3	58.5
FRT-04-3	1/2	3/8	35.5	23.4	10.4	21	22	25.3	47.7	57.9
FRT-04-4	1/2	1/2	38.7	23.4	10.4	28	22	28.5	58.5	68.7
FRT-04-6	1/2	3/4	38.4	23.4	10.4	32	22	32.5	65.5	71.4
FRT-06-4	3/4	1/2	38.4	24.4	15.7	28	30	28.5	58.5	68.4
FRT-06-6	3/4	3/4	42.9	24.4	15.7	32	30	32.5	65.5	75.9
FRT-08-6	1"	3/4	47.7	31.7	22.4	34.5	38	35	70	82.7

All dimensions are in millimeters unless otherwise specified, only for reference subject to change.
 上述尺寸数据仅供参考，如有变更恕不另行通知，未标注规格可询问工厂定制。

FEMALE BRANCH TEE / 卡套式内螺纹支管三通 (METRIC)

FBT 型



CATALOG NUMBER	TUBE O.D.	PT-NPT MALE PIPE SIZE	A	B	D	E	F	G	H	K
FBT-6-1	6	1/8	22.4	22.4	15.8	4.8	16	14	44.8	60.4
FBT-6-2	6	1/4	22.4	22.4	15.8	4.8	17.5	14	44.8	60.4
FBT-6-3	6	3/8	23.3	22.4	15.8	4.8	21	14	46.6	62.2
FBT-6-4	6	1/2	26.5	30	15.8	4.8	28	14	53	68.6
FBT-8-1	8	1/8	22.4	22.4	16.7	6.4	16	16	44.8	60.2
FBT-8-2	8	1/4	22.4	22.4	16.7	6.4	17.5	16	44.8	60.2
FBT-8-3	8	3/8	24.3	22.4	16.7	6.4	21	16	48.6	64
FBT-8-4	8	1/2	27.5	30	16.7	6.4	28	16	55	70.4
FBT-10-1	10	1/8	23.9	22.4	19.6	7.9	17.5	19	47.8	63
FBT-10-2	10	1/4	23.9	22.4	19.6	7.9	17.5	19	47.8	63
FBT-10-3	10	3/8	25.3	22.4	19.6	7.9	21	19	50.6	65.8
FBT-10-4	10	1/2	28.5	30	19.6	7.9	28	19	58	73.2
FBT-12-1	12	1/8	25.9	22.4	23.8	9.5	19	22	51.8	73.4
FBT-12-2	12	1/4	25.9	22.4	23.8	9.5	19	22	51.8	73.4
FBT-12-3	12	3/8	25.3	22.4	23.8	9.5	21	22	50.6	72.2
FBT-12-4	12	1/2	28.5	30	23.8	9.5	28	22	51.8	73.4
FBT-12-6	12	3/4	32.5	33	23.8	9.5	32	22	65	86.6
FBT-14-3	14	3/8	28	27	24.8	11.1	24	27	56	77.6
FBT-14-4	14	1/2	28.5	30	24.8	11.1	28	27	57	78.6
FBT-14-6	14	3/4	32.5	33	24.8	11.1	32	27	65	86.6
FBT-15-3	15	3/8	28	27	24.4	11.9	24	27	56	76.8
FBT-15-4	15	1/2	28.5	30	24.4	11.9	28	27	57	77.8
FBT-15-6	15	3/4	32.5	33	24.4	11.9	32	27	65	85.8
FBT-16-3	16	3/8	28	27	24.4	12.7	24	27	56	76.8
FBT-16-4	16	1/2	28.5	30	24.4	12.7	28	27	57	77.8
FBT-16-6	16	3/4	32.5	33	24.4	12.7	32	27	65	85.8
FBT-18-3	18	3/8	28.5	27	24.8	15.1	28	30	57	78.6
FBT-18-4	18	1/2	28.5	30	24.8	15.1	28	30	57	78.6
FBT-18-6	18	3/4	32.5	33	24.8	15.1	32	30	65	86.6
FBT-20-4	20	1/2	33.5	33	25.5	15.9	32	32	67	88
FBT-20-6	20	3/4	33.5	33	25.5	15.9	32	32	67	88
FBT-22-4	22	1/2	33.5	33	25.5	18.3	32	32	67	88
FBT-22-6	22	3/4	33.5	33	25.5	18.3	32	32	67	88
FBT-25-4	25	1/2	35	35	31.7	21.8	34.5	38	70	95.4
FBT-25-6	25	3/4	35	35	31.7	21.8	34.5	38	70	95.4

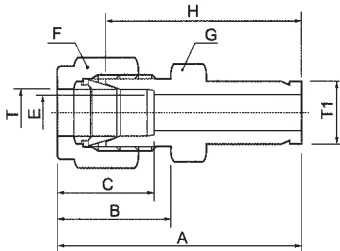

(FRACTIONAL)

FBT-02-1	1/4	1/8	22.4	22.4	15.8	4.8	16	14	44.8	60.4
FBT-02-2	1/4	1/4	22.4	22.4	15.8	4.8	17.5	14	44.8	60.4
FBT-02-3	1/4	3/8	23.3	22.4	15.8	4.8	21	14	46.6	62.2
FBT-02-4	1/4	1/2	26.5	30	15.8	4.8	28	14	53	68.6
FBT-03-1	3/8	1/8	23.1	22.4	19.6	7.1	16	17	46.2	61.4
FBT-03-2	3/8	1/4	23.9	22.4	19.6	7.1	17.5	17	47.8	63
FBT-03-3	3/8	3/8	25.3	22.4	19.6	7.1	21	17	50.6	65.8
FBT-03-4	3/8	1/2	28.5	30	19.6	7.1	28	17	57	72.2
FBT-04-1	1/2	1/8	25.9	22.4	23.4	10.4	19	22	51.8	72.2
FBT-04-2	1/2	1/4	25.9	22.4	23.4	10.4	19	22	51.8	72.2
FBT-04-3	1/2	3/8	25.3	22.4	23.4	10.4	21	22	50.6	71
FBT-04-4	1/2	1/2	28.5	30	23.4	10.4	28	22	57	77.4
FBT-06-3	3/4	3/8	28.5	27	24.4	15.7	28	30	56	76.8
FBT-06-4	3/4	1/2	28.5	30	24.4	15.7	28	30	56	76.8
FBT-06-6	3/4	3/4	32.5	33	24.4	15.7	32	30	65	85.8
FBT-08-6	1"	3/4	35	35	31.7	22.4	34.5	38	70	95.4

All dimensions are in millimeters unless otherwise specified, only for reference subject to change.
 上述尺寸数据仅供参考，如有变更恕不另行通知，未标注规格可询问工厂定制。

REDUCER / 异径接头(渐缩管)
(METRIC) Connects metric tube to fractional WATV port

ODTA 型



CATALOG NUMBER	T TUBE O.D.	T1 TUBE O.D.	A	B	C	E	F	G	H
ODTA-01-02	1/8	6.35	37	16.5	14	2.4	12	12	29.5
ODTA-01-03	1/8	9.52	39.5	16.5	14	2.4	12	12	32
ODTA-01-04	1/8	12.7	45.1	16.5	14	2.4	12	14	37.6
ODTA-02-02	1/4	6.35	40.3	17.8	15.8	4.8	14	12	32.5
ODTA-02-03	1/4	9.52	41.1	17.8	15.8	4.8	14	12	33.3
ODTA-02-04	1/4	12.7	46.7	17.8	15.8	4.8	14	14	38.9
ODTA-02-06	1/4	19.05	48.8	17.8	15.8	4.8	14	22	41
ODTA-03-02	3/8	6.35	41.5	19.6	19.6	4.8	17	16	33.9
ODTA-03-03	3/8	9.52	43.4	19.6	19.6	7.1	17	16	35.8
ODTA-03-04	3/8	12.7	49	19.6	19.6	7.1	17	16	41.4
ODTA-03-06	3/8	19.05	50.6	19.6	19.6	7.1	17	22	43
ODTA-04-02	1/2	6.35	45	22.2	23.4	4.8	22	22	34.8
ODTA-04-03	1/2	9.52	47.1	22.2	23.4	7.1	22	22	36.9
ODTA-04-04	1/2	12.7	52.7	22.2	23.4	9.9	22	22	42.5
ODTA-04-05	1/2	15.88	53.9	22.2	23.4	10.4	22	22	43.7
ODTA-04-06	1/2	19.05	53.9	22.2	23.4	10.4	22	22	43.7
ODTA-06-04	3/4	12.7	54.9	22.4	24.4	9.9	30	27	44.5
ODTA-06-08	3/4	25.4	62.7	22.4	24.4	15.7	30	27	52.3
ODTA-08-03	1"	9.52	56.8	27	31.7	7.1	38	35	44.1
ODTA-08-04	1"	12.7	62.4	27	31.7	9.9	38	35	49.7
ODTA-08-06	1"	19.05	63.9	27	31.7	12.7	38	35	51.2
ODTA-08-08	1"	25.4	69.9	27	31.7	20.3	38	35	57.2

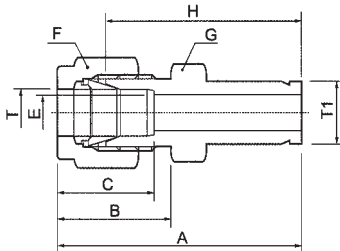

(METRIC) Connects metric tube to fractional WATV port

ODTA-3-02	3	6.35	36.5	16	13.5	2.4	12	12	29.5
ODTA-4-02	4	6.35	36.7	16.2	13.7	3	12	12	30
ODTA-6-02	6	6.35	40.3	17.8	15.8	4.8	14	12	32.5
ODTA-6-03	6	9.52	41.1	17.8	15.8	4.8	14	12	33.3
ODTA-6-04	6	12.7	46.7	17.8	15.8	4.8	14	14	38.9
ODTA-8-02	8	6.35	40.1	18.7	16.7	4.8	16	14	32.4
ODTA-8-03	8	9.52	42	18.7	16.7	6.4	16	14	34.3
ODTA-8-04	8	12.7	47.8	18.7	16.7	6.4	16	16	40.1
ODTA-10-03	10	9.52	44.5	19.6	19.6	7.1	19	17	36.9
ODTA-10-04	10	12.7	49.8	19.6	19.6	7.9	19	17	42.2
ODTA-12-04	12	12.7	53.3	22.8	23.8	9.5	22	22	42.5
ODTA-12-06	12	19.05	54.5	22.8	23.8	9.5	22	22	43.7
ODTA-18-06	18	19.05	56.8	22.8	24.8	12.7	30	27	46
ODTA-18-08	18	25.4	63.1	22.8	24.8	13.9	30	27	52.3
ODTA-25-08	25	25.4	69.9	27	31.7	20.3	38	35	57.2

All dimensions are in millimeters unless otherwise specified, only for reference subject to change.
 上述尺寸数据仅供参考，如有变更恕不另行通知，未标注规格可询问工厂定制。

REDUCER / 异径接头(渐缩管)
(METRIC) Connects metric tube to fractional WATV port

ODTA 型



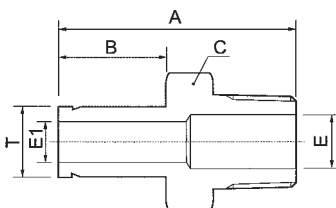

CATALOG NUMBER	T TUBE O.D.	T1 TUBE	A	B	C	E	F	G	H
ODTA-3-6	3	6	36.5	16	13.5	2.4	12	12	29.5
ODTA-4-6	4	6	36.7	16.2	13.7	3	12	12	30
ODTA-6-8	6	8	40.3	17.8	15.8	4.8	14	12	32.5
ODTA-6-10	6	10	41.1	17.8	15.8	4.8	14	14	33.3
ODTA-6-12	6	12	46.7	17.8	15.8	4.8	14	14	38.9
ODTA-8-6	8	6	40.1	18.7	16.7	4.4	16	14	32.4
ODTA-8-10	8	10	42.1	18.7	16.7	6.4	16	14	34.5
ODTA-8-12	8	12	47.6	18.7	16.7	6.4	16	14	39.9
ODTA-10-6	10	6	42.4	19.6	19.6	4.4	19	17	34.8
ODTA-10-8	10	8	43.4	19.6	19.6	6.2	19	17	35.8
ODTA-10-12	10	12	49.8	19.6	19.6	7.9	19	17	42.2
ODTA-12-6	12	6	45.6	22.8	23.8	9.5	22	22	34.8
ODTA-12-8	12	8	46.3	22.8	23.8	6.2	22	22	35.5
ODTA-12-10	12	10	47.4	22.8	23.8	7.9	22	22	36.6
ODTA-12-16	12	16	54.5	22.8	23.8	9.5	22	22	43.7
ODTA-12-18	12	18	54.5	22.8	23.8	9.5	22	22	43.7
ODTA-12-20	12	20	56.8	22.8	23.8	9.5	22	22	46
ODTA-12-22	12	22	56.8	22.8	23.8	9.5	22	24	46
ODTA-12-25	12	25	63.1	22.8	23.8	9.5	22	27	52.3
ODTA-16-12	16	12	53.3	22.4	24.4	9.1	27	24	42.9
ODTA-18-12	18	12	55.3	22.8	24.8	9.1	30	27	44.5
ODTA-18-20	18	20	58.3	22.8	24.8	15.1	30	27	47.5
ODTA-18-22	18	22	58.3	22.8	24.8	15.1	30	27	47.5
ODTA-18-25	18	25	63.1	22.8	24.8	15.1	30	27	52.3
ODTA-20-16	20	16	58.3	23.5	25.5	12.7	32	30	47.8
ODTA-20-18	20	18	58.3	23.5	25.5	13.9	32	30	47.8
ODTA-20-22	20	22	59.8	23.5	25.5	15.8	32	30	49.3
ODTA-20-25	20	25	64.6	23.5	25.5	15.8	32	30	54.1
ODTA-22-18	22	18	58.3	23.5	25.5	13.9	32	30	47.8
ODTA-22-20	22	20	59.8	23.5	25.5	15.1	32	30	49.3
ODTA-22-25	22	25	64.6	23.5	25.5	18.3	32	30	54.1
ODTA-25-18	25	18	63.5	27	31.7	13.9	38	35	50.8
ODTA-25-20	25	20	65	27	31.7	15.1	38	35	52.3

All dimensions are in millimeters unless otherwise specified, only for reference subject to change.

上述尺寸数据仅供参考，如有变更恕不另行通知，未标注规格可询问工厂定制。

MALE ADAPTER / Tube 管转Pipe管外螺纹转换接头
Connects metric WATV port to female ISO tapered thread

TAM 型



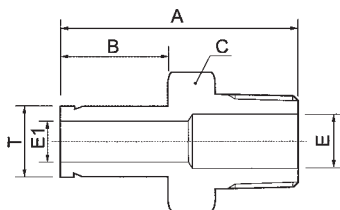

CATALOG NUMBER	T TUBE	PT-NPT FEMALE PIPE SIZE	A	B	C	E	E1
TAM-02-1	1/4	1/8	31.6	15.7	12	4.4	4.7
TAM-02-2	1/4	1/4	38.1	15.7	14	7.1	4.4
TAM-02-3	1/4	3/8	36.2	15.7	17	9.5	4.4
TAM-02-4	1/4	1/2	43.4	15.7	22	11.9	4.4
TAM-03-1	3/8	1/8	33.5	17.6	14	7.1	4.8
TAM-03-2	3/8	1/4	38.9	17.6	14	7.1	7.1
TAM-03-3	3/8	3/8	39.6	17.6	17	9.5	7.1
TAM-03-4	3/8	1/2	43.4	17.6	22	11.9	7.1
TAM-04-2	1/2	1/4	44.5	23.2	14	7.1	9.5
TAM-04-3	1/2	3/8	43.7	23.2	17	9.5	9.5
TAM-04-4	1/2	1/2	50.5	23.2	22	11.9	9.5
TAM-04-6	1/2	3/4	52.3	23.2	27	15.0	9.5
TAM-06-4	3/4	1/2	52.3	24.7	22	11.9	15
TAM-06-6	3/4	3/4	52.3	24.7	27	15	15
TAM-06-8	3/4	1"	59.1	24.7	35	19.6	15
TAM-08-6	1"	3/4	57.9	30.7	27	15	19.6
TAM-08-8	1"	1"	65.1	30.7	35	19.6	19.6

All dimensions are in millimeters unless otherwise specified, only for reference subject to change.

上述尺寸数据仅供参考，如有变更恕不另行通知，未标注规格可询问工厂定制。

MALE ADAPTER / Tube 管转Pipe管外螺纹转换接头
Connects fractional WATV port to female PT(NPT) thread

TAM 型



CATALOG NUMBER	T TUBE O.D.	PT-NPT FEMALE PIPE SIZE	A	B	C	E	E1
TAM-6-1	6	1/8	32.8	15.7	12	4.6	4.6
TAM-6-2	6	1/4	38.1	15.7	14	7.1	4.6
TAM-6-4	6	1/2	43.4	15.7	22	11.9	4.6
TAM-8-2	8	1/4	39.1	16.5	14	6.3	6.3
TAM-10-2	10	1/4	39.9	17.6	14	7.1	7.1
TAM-10-3	10	3/8	40.6	17.6	17	9.5	7.1
TAM-10-4	10	1/2	43.4	17.6	22	11.9	7.1
TAM-12-2	12	1/4	44.5	23.2	14	7.1	9.5
TAM-12-3	12	3/8	43.7	23.2	17	9.5	9.5
TAM-12-4	12	1/2	50.5	23.2	22	11.9	9.5
TAM-14-4	14	1/2	50.5	24.7	22	11	11
TAM-16-4	16	1/2	50.5	24.7	22	11.9	11.9
TAM-18-4	18	1/2	52.3	24.7	22	11.9	14
TAM-18-6	18	3/4	52.3	24.7	27	14	14
TAM-25-4	25	1/2	57.9	30.7	27	11.9	19.6
TAM-25-6	25	3/4	57.9	30.7	27	15	19.6
TAM-25-8	25	1"	65.1	30.7	35	19.6	19.6

All dimensions are in millimeters unless otherwise specified, only for reference subject to change.
 上述尺寸数据仅供参考，如有变更恕不另行通知，未标注规格可询问工厂定制。

WATV Adapter eliminates alignment problems




In the direction shown the female port is required to connect with tubing.



The male elbow is positioning in the wrong direction.

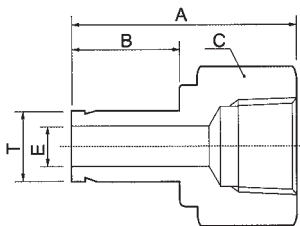



To eliminate the problem, use a male adapter into the female port.



Connect a union elbow to the adapter by tightening the NB-KSL port with a wrench while holding the elbow wrench pad in the desired direction

TAF 型



FEMALE ADAPTER / Tube 管转 Pipe管内螺纹转换接头
Connects fractional WATV port to male PT(NPT) thread

CATALOG NUMBER	T TUBE O.D.	PT-NPT FEMALE PIPE SIZE	A	B	C	E
TAF-02-1	1/4	1/8	33	15.7	14	4.4
TAF-02-2	1/4	1/4	37.1	15.7	19	4.4
TAF-02-3	1/4	3/8	39.5	15.7	22	4.4
TAF-02-4	1/4	1/2	45.5	15.7	27	4.4
TAF-03-1	3/8	1/8	34.3	17.6	14	7.1
TAF-03-2	3/8	1/4	38.1	17.6	19	7.1
TAF-03-3	3/8	3/8	40.4	17.6	22	7.1
TAF-03-4	3/8	1/2	46.7	17.6	27	7.1
TAF-04-2	1/2	1/4	43.4	23.2	19	9.9
TAF-04-3	1/2	3/8	45.5	23.2	22	9.9
TAF-04-4	1/2	1/2	52.3	23.2	27	9.9
TAF-06-4	3/4	1/2	53.8	24.7	27	15
TAF-06-6	3/4	3/4	54.9	24.7	32	15
TAF-06-8	3/4	1"	58.4	24.7	41	15
TAF-08-4	1"	1/2	60.7	30.7	27	18
TAF-08-8	1"	1"	64.2	30.7	41	19.6

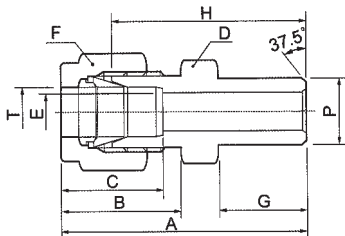

Connects metric WATV port to male PT(NPT) thread

TAF-6-1	6	1/8	33	15.7	14	4.4
TAF-6-2	6	1/4	37.1	15.7	19	4.4
TAF-6-3	6	3/8	39.5	15.7	22	4.4
TAF-8-2	8	1/4	37.6	16.5	19	6
TAF-8-3	8	3/8	39.5	16.5	22	6
TAF-10-2	10	1/4	38.1	17.6	19	7.1
TAF-10-3	10	3/8	40.1	17.6	22	7.1
TAF-10-4	10	1/2	46.5	17.6	27	7.1
TAF-12-2	12	1/4	43.4	23.2	19	9.1
TAF-12-3	12	3/8	45.5	23.2	22	9.1
TAF-12-4	12	1/2	52.3	23.2	27	9.1
TAF-18-4	18	1/2	54.8	24.7	27	14

All dimensions are in millimeters unless otherwise specified, only for reference subject to change.
 上述尺寸数据仅供参考，如有变更恕不另行通知，未标注规格可询问工厂定制。

MALE PIPE WELD CONNECTOR / 卡套式至 PIPE 管对焊接头
Connects fractional tube to pipe

ODBW 型



T TUBE O.D.	MALE PIPE SIZE P O.D. mm	CATALOG NUMBER	A	B	C	D	E	F	G	H
1/8	10.29	ODBW-01-1P	31.4	16.5	14	12	2.4	12	9.7	23.9
1/4	10.29	ODBW-02-1P	35.9	17.8	15.8	14	4.8	14	9.7	25.7
1/4	13.72	ODBW-02-2P	38	17.8	15.8	14	4.8	14	14.2	30.2
3/8	10.29	ODBW-03-1P	36.6	19.6	19.6	17	5.1	17	9.7	29
3/8	13.72	ODBW-03-2P	40.1	19.6	19.6	17	7.1	17	14.2	32.5
3/8	17.15	ODBW-03-3P	40.1	19.6	19.6	19	7.1	17	14.2	32.5
3/8	21.35	ODBW-03-4P	46.5	19.6	19.6	22	7.1	17	19	38.9
1/2	13.72	ODBW-04-2P	43.5	22.2	23.4	22	7.1	22	14.2	33.3
1/2	17.15	ODBW-04-3P	43.5	22.2	23.4	22	9.5	22	14.2	33.3
1/2	21.35	ODBW-04-4P	49.1	22.2	23.4	22	10.4	22	19	38.9
1/2	26.67	ODBW-04-6P	50.5	22.2	23.4	27	10.4	22	19	40.4
3/4	21.35	ODBW-06-4P	50.7	22.4	24.4	27	10.4	30	19	40.3
3/4	26.67	ODBW-06-6P	50.7	22.4	24.4	27	15.7	30	19	40.3
1"	33.4	ODBW-08-8P	62.7	27	31.7	35	22.4	38	23.9	50

Connects metric tube to pipe

T TUBE O.D.	MALE PIPE SIZE P O.D. mm	CATALOG NUMBER	A	B	C	D	E	F	G	H
3	10.29	ODBW-3-1P	30.1	16	13.5	12	2.4	12	9.7	23.1
4	10.29	ODBW-4-1P	30.8	16.2	13.7	12	3	12	9.7	24.1
6	10.29	ODBW-6-1P	33.5	17.8	15.8	14	4.8	14	9.7	25.7
6	13.72	ODBW-6-2P	38	17.8	15.8	14	4.8	14	14.2	30.2
8	10.29	ODBW-8-1P	34.4	18.7	16.7	14	5.1	16	9.7	26.7
8	13.72	ODBW-8-2P	38.9	18.7	16.7	16	6.4	16	14.2	31.2
8	21.34	ODBW-8-4P	45	18.7	16.7	22	6.4	16	19	37.3
10	13.72	ODBW-10-2P	40.9	19.6	19.6	17	7.1	19	14.2	33.3
10	17.15	ODBW-10-3P	40.9	19.6	19.6	19	7.9	19	14.2	33.3
10	21.34	ODBW-10-4P	45.7	19.6	19.6	22	7.9	19	19	38.1
12	13.72	ODBW-12-2P	44.1	22.8	23.8	22	7.1	22	14.2	33.3
12	17.15	ODBW-12-3P	44.1	22.8	23.8	22	9.5	22	14.2	33.3
12	21.34	ODBW-12-4P	49.7	22.8	23.8	22	9.5	22	19	38.9
14	17.15	ODBW-14-3P	44.8	22.8	24.8	24	10.3	27	14.2	34
16	21.34	ODBW-16-4P	49.3	22.4	24.4	24	12.7	27	19	38.9
16	26.67	ODBW-16-6P	50.7	22.4	24.4	27	12.7	27	19	40.3
18	21.34	ODBW-18-4P	51.2	22.8	24.8	27	10.4	30	19	40.4
20	26.67	ODBW-20-6P	52.7	23.5	25.5	30	15.9	32	19	42.2

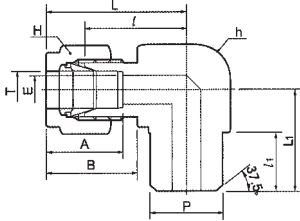

All dimensions are in millimeters unless otherwise specified, only for reference subject to change.
 上述尺寸数据仅供参考, 如有变更恕不另行通知, 未标注规格可询问工厂定制。

WATV WELDING INFORMATION

WATV weld ends are constructed to Schedule 80 wall or greater. The first step is to remove the nut and ferrules from the WATV fitting to protect them from weld heat and cover the threads with a protective device (i.e. another nut or a plug) DP to protect the WATV port threads & sealing surface from weld spatter. Only finger-tighten the protective device so that you can use it many times. The second step is to tack weld at four positions 90 apart to hold the fitting in place to ensure alignment and concentricity of the components, then complete the weld.

TUBE SOCKET WELD ELBOW / 卡套式转 PIPE 管对焊弯头
Connects fractional tube to pipe

EBW 型



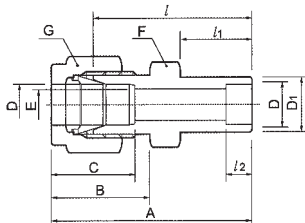

T TUBE O.D.	MALE PIPE SIZE P	CATALOG NUMBER	A	B	E	h	H	/	/1	L	L1
1/8	10.29	EBW-01-1P	14	16.5	2.4	12.7	12	18.6	10	26.1	19.1
1/4	10.29	EBW-02-1P	15.8	17.8	4.8	15	14	19.6	10	27.1	21.1
1/4	13.72	EBW-02-2P	15.8	17.8	4.8	15	14	23.2	14.2	30.7	23.2
3/8	13.72	EBW-03-2P	19.6	19.6	7.1	15	17	21.3	14.2	27.8	24
1/2	21.34	EBW-04-4P	23.4	22.2	10.4	23	22	26.5	17	36.5	31
3/4	26.67	EBW-06-6P	24.4	22.4	15.7	28	30	29.7	19	40.1	38.8

Connects fractional tube to pipe

T TUBE O.D.	MALE PIPE SIZE P	CATALOG NUMBER	A	B	E	h	H	/	/1	L	L1
8	10.29	EBW-8-1P	16.7	18.7	6.4	15	16	21.3	10	28	21.1
8	13.72	EBW-8-2P	16.7	18.7	6.4	15	16	21.3	14.2	28	24
8	17.15	EBW-8-3P	16.7	18.7	6.4	17.5	16	23.1	14.2	29.8	26
8	21.34	EBW-8-4P	16.7	18.7	6.4	23	16	25.5	17	32.2	31
10	13.72	EBW-10-2P	19.6	19.6	7.9	17.5	19	23.9	14.2	30.9	26
10	17.15	EBW-10-3P	16.6	19.6	7.9	17.5	19	23.9	14.2	30.9	26
12	13.72	EBW-12-2P	23.8	22.8	9.5	23	22	26.5	14.2	37	28.2
12	17.15	EBW-12-3P	23.8	22.8	9.5	23	22	26.5	14.2	37.3	28.2
12	21.34	EBW-12-4P	23.8	22.8	9.5	23	22	26.5	17	37.3	31
14	21.34	EBW-14-4P	24.8	22.8	11.1	23	27	26.5	17	37.3	31
16	21.34	EBW-16-4P	24.4	22.4	12.7	23	27	26.5	17	36.9	31
16	26.67	EBW-16-6P	24.4	22.4	12.7	28	27	29.7	19	40.1	38.8
20	21.34	EBW-20-4P	25.5	23.5	15.8	28	32	32	17	42.5	38.5
20	26.67	EBW-20-6P	25.5	23.5	15.8	28	32	32	19	42.5	38.5
25	26.67	EBW-25-6P	31.7	27	21.8	35	38	36.8	19	50.5	41.7

TUBE SOCKET WELD CONNECTOR / 卡套式转 TUBE 管承插焊接头
Connects fractional tube

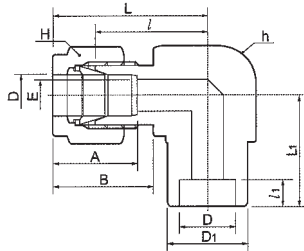

DSW 型



TUBE O.D. D	D1	CATALOG NUMBER	A	B	C	E	F	G	/	/1	/2
			inch	mm							
3.17	7.8	DSW-01-1	29.9	16.5	14	2.4	12	12	22.4	8.6	6.4
6.35	11.1	DSW-02-2	34	17.8	15.8	4.8	12	14	26.2	10.4	7.8
9.52	15.7	DSW-03-3	37.8	19.6	19.6	7.1	16	17	30.2	12	9.7
12.7	19	DSW-04-4	41.2	22.2	23.4	10.4	22	22	31	12	12.7
19.05	26.7	DSW-06-6	43.7	22.4	24.4	15.7	27	30	33.3	12	14.2
25.4	33.3	DSW-08-8	53.1	27	31.7	22.4	35	38	40.4	14.2	19

All dimensions are in millimeters unless otherwise specified, only for reference subject to change.
上述尺寸数据仅供参考，如有变更恕不另行通知，未标注规格可询问工厂定制。

ESW 型



TUBE SOCKET WELD ELBOW / 卡套式转 TUBE 管承插焊弯头
Connects fractional tube

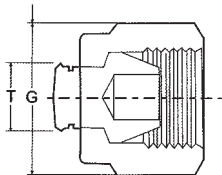
TUBE O.D. D		D1	CATALOG NUMBER	A	B	E	h	H	/	/1	L	L1
inch	mm											
6.35	12		ESW-02-2	15.8	17.8	4.8	12	14	19.6	7.8	27.4	119.6
9.52	15.7		ESW-03-3	19.6	19.6	7.1	17	17	23.1	9.7	30.7	23.1
12.7	20.6		ESW-04-4	23.4	22.2	10.4	21	22	25.9	12.7	36.1	25.9
19.05	27		ESW-06-6	24.4	22.4	15.7	28	30	28.5	14.2	38.9	28.5
25.4	35		ESW-08-8	31.7	27	22.4	35	38	35	19	47.7	35

PLUG / 堵头 (METRIC)

P 型



NUT HEX



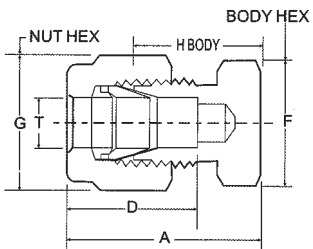

TUBE O.D.	CATALOG NUMBER	G	T
3	P-3	12	3
4	P-4	12	4
6	P-6	14	6
8	P-8	16	8
10	P-10	19	10
12	P-12	22	12
14	P-14	27	14
16	P-16	27	16
18	P-18	30	18
20	P-20	32	20
22	P-22	32	22
25	P-25	38	25

(FRACTIONAL)

1/8	P-01	12	3.18
1/4	P-02	14	6.35
3/8	P-03	16	9.52
1/2	P-04	22	12.7
3/4	P-06	30	19.05
1"	P-08	38	25.4

All dimensions are in millimeters unless otherwise specified, only for reference subject to change.
上述尺寸数据仅供参考，如有变更恕不另行通知，未标注规格可询问工厂定制。

C 型



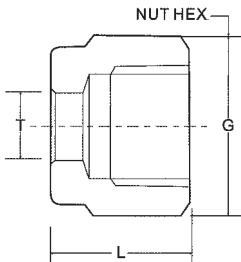

**CAP / 管帽
(METRIC)**

TUBE O.D.	CATALOG NUMBER	A	D	F	G	H
3	C-3	20.5	13.5	12	12	13.5
4	C-4	21.4	13.7	12	12	14.7
6	C-6	23.5	15.8	14	14	15.7
8	C-8	24.7	16.7	14	16	17
10	C-10	26.6	19.6	17	19	19
12	C-12	29.8	23.8	22	22	19
14	C-14	30.6	24.8	24	27	19.8
16	C-16	30.2	24.4	24	27	19.8
18	C-18	32.1	24.8	27	30	21.3
20	C-20	34.4	25.5	30	32	23.9
22	C-22	34.4	25.5	30	32	23.9
25	C-25	38.9	31.7	35	38	26.2

(FRACTIONAL)

1/8	C-01	21	14	12	12	13.5
1/4	C-02	23.5	15.8	14	14	15.7
3/8	C-03	25.9	19.6	17	17	18.3
1/2	C-04	29.2	23.4	22	22	19
3/4	C-06	31.7	24.4	27	30	21.3
1"	C-08	38.9	31.7	35	38	26.2

N 型



**NUT / 螺帽
(METRIC)**


TUBE O.D.	CATALOG NUMBER	G	L
3	N-3	12	11.9
4	N-4	12	11.9
6	N-6	14	12.7
8	N-8	16	13.5
10	N-10	19	15.1
12	N-12	22	17.4
14	N-14	27	17.4
16	N-16	27	17.4
18	N-18	30	17.4
20	N-20	30	17.4
22	N-22	32	17.4
25	N-25	38	20.6

(FRACTIONAL)

1/8	N-01	12	11.9
1/4	N-02	14	12.7
3/8	N-03	16	14.2
1/2	N-04	22	17.4
3/4	N-06	30	17.4
1"	N-08	38	20.6

All dimensions are in millimeters unless otherwise specified, only for reference subject to change.
上述尺寸数据仅供参考，如有变更恕不另行通知，未标注规格可询问工厂定制。

FF 型



FRONT FERRULE / 前卡圈 (METRIC)

TUBE O.D.	CATALOG FFUMBER	TUBE O.D.	CATALOG FFUMBER
3	FF-3	3	FF-3-KO
4	FF-4	4	FF-4-KO
6	FF-6	6	FF-6-KO
8	FF-8	8	FF-8-KO
10	FF-10	10	FF-10-KO
12	FF-12	12	FF-12-KO
14	FF-14	14	FF-14-KO
16	FF-16	16	FF-16-KO
18	FF-18	18	FF-18-KO
20	FF-20	20	FF-20-KO
22	FF-22	22	FF-22-KO
25	FF-25	25	FF-25-KO

进口前卡套

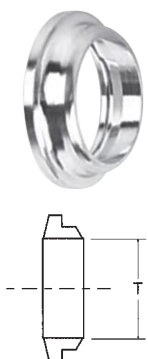
(FRACTIONAL)

FRONT FERRULE / 前卡圈 (METRIC)

TUBE O.D.	CATALOG NUMBER	TUBE O.D.	CATALOG NUMBER
1/8	FF-01	1/8	FF-01-KO
1/4	FF-02	1/4	FF-02-KO
3/8	FF-03	3/8	FF-03-KO
1/2	FF-04	1/2	FF-04-KO
3/4	FF-06	3/4	FF-06-KO
1"	FF-08	1"	FF-08-KO

(FRACTIONAL)

BF 型



BACK FERRULE / 后卡圈 (METRIC)

TUBE O.D.	CATALOG FFUMBER	TUBE O.D.	CATALOG FFUMBER
3	BF-3	3	BF-3-KO
4	BF-4	4	BF-4-KO
6	BF-6	6	BF-6-KO
8	BF-8	8	BF-8-KO
10	BF-10	10	BF-10-KO
12	BF-12	12	BF-12-KO
14	BF-14	14	BF-14-KO
16	BF-16	16	BF-16-KO
18	BF-18	18	BF-18-KO
20	BF-20	20	BF-20-KO
22	BF-22	22	BF-22-KO
25	BF-25	25	BF-25-KO

进口后卡套

(FRACTIONAL)

BACK FERRULE / 后卡圈 (METRIC)

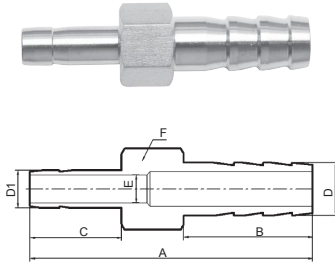
TUBE O.D.	CATALOG NUMBER	TUBE O.D.	CATALOG NUMBER
1/8	BF-01	1/8	BF-01-KO
1/4	BF-02	1/4	BF-02-KO
3/8	BF-03	3/8	BF-03-KO
1/2	BF-04	1/2	BF-04-KO
3/4	BF-06	3/4	BF-06-KO
1"	BF-08	1"	BF-08-KO

(FRACTIONAL)

All dimensions are in millimeters unless otherwise specified, only for reference subject to change.
 上述尺寸数据仅供参考，如有变更恕不另行通知，未标注规格可询问工厂定制。

HOSE CONNECTOR / 直管宝塔接头
Connects fractional tube to pipe

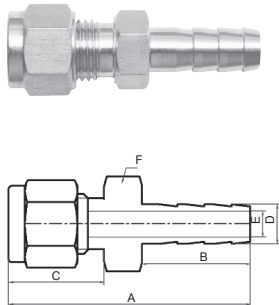
PJT 型



	CATALOG NUMBER	A	B	C	E	D	D1	F
1/4-4mm	PJT-02-4	41.4	15	15.7	2.5	4.80	6.35	12
1/4-6mm	PJT-02-6	46.5	20.1	15.7	4.8	7.27	6.35	12
1/4-8mm	PJT-02-8	46.5	22.1	15.7	4.8	9	6.35	12
1/4-10mm	PJT-02-10	50.3	22.1	15.7	4.8	11.9	6.35	14
3/8-8mm	PJT-03-8	49.3	22.1	17.6	6	9	9.52	12
3/8-10mm	PJT-03-10	50.3	22.1	17.6	6	11.9	9.52	14
3/8-12mm	PJT-03-12	52.1	23.8	17.6	7.1	14.5	9.52	16
1/2-8mm	PJT-04-8	55.9	22.1	23.2	6	9	12.7	14
1/2-10mm	PJT-04-10	55.9	22.1	23.2	8	11.9	12.70	14
1/2-12mm	PJT-04-12	57.7	23.8	23.2	9.5	14.5	12.7	16
6mm-6mm	PJT-6-6	46.5	20.1	15.7	4.8	7.27	6	12
8mm-8mm	PJT-8-8	46.5	22.1	16.5	6	9	8	12
3/8-3/8	PJT-03-03	50.3	22.1	17.6	7.1	11.43	9.52	14
1/2-1/2	PJT-04-04	57.7	23.8	23.2	9.5	15.12	12.7	16
3/4-3/4	PJT-06-06	62	26.7	24.6	15	22.72	19.05	27

HOSE CONNECTOR / 卡套宝塔接头
Connects metric tube to pipe

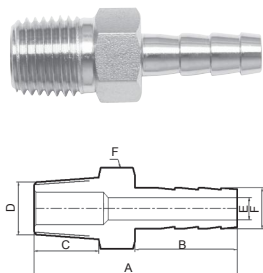
PJOD 型



	CATALOG NUMBER	T	A	B	C	E	D	F
1/4-6mm	PJOD-02-6	1/4	44.9	20.1	17.8	4.8	7.27	12
1/4-8mm	PJOD-02-8	1/4	46.8	22.1	17.8	6	9	12
3/8-6mm	PJOD-03-6	3/8	46.2	20.1	19.6	4.8	7.27	16
3/8-8mm	PJOD-03-8	3/8	48.2	22.1	19.6	6	9	16
6mm-6mm	PJOD-6-6	6	44.9	20.1	17.8	4.8	7.27	12
8mm-8mm	PJOD-8-8	8	47.8	22.1	18.7	6	9	14
8mm-1/2	PJOD-8-04	8	49.5	23.8	18.7	6.4	15.12	17
12mm-1/2	PJOD-12-04	12	55.1	23.8	22.8	9.7	15.12	22

HOSE CONNECTOR / 外螺纹宝塔接头
Connects metric tube to pipe

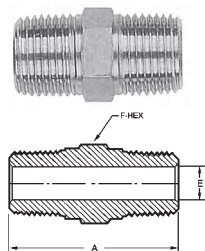
PJM 型



	CATALOG NUMBER	A	B	C	D	E	D	F
1/4NPT-6mm	PJM-6-02-N	41.9	20.1	14	1/4NPT	4.8	7.27	14
1/4NPT-8mm	PJM-8-02-N	43.9	22.1	14	1/4NPT	5	9	14
1/4NPT-10mm	PJM-10-02-N	43.9	22.1	14	1/4NPT	7.1	11.9	14
1/2NPT-1/2	PJM-04-04-N	51.6	23.8	19	1/2NPT	9.7	15.12	22

All dimensions are in millimeters unless otherwise specified, only for reference subject to change.
上述尺寸数据仅供参考，如有变更恕不另行通知，未标注规格可询问工厂定制。

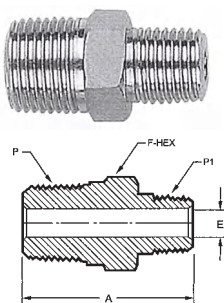
HN 型



HEX NIPPLE / 双外牙接头 (METRIC)

P MALE PT/NPT SIZE	CATALOG NUMBER	A	E MIN OPENING	F HEX FLAT
1/8	HN-01	25.6	4.8	12
1/4	HN-02	36	7.1	14
3/8	HN-03	36.3	9.6	17
1/2	HN-04	46.7	11.9	22
3/4	HN-06	46.7	15.7	27
1"	HN-08	58.9	21.5	35

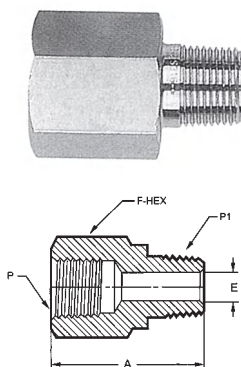
RHN 型



REDUCING HEX NIPPLE / 异径双外牙接头

P MALE PT/NPT SIZE	P1 MALE PT/NPT SIZE	CATALOG NUMBER	A	E MIN OPENING	F HEX FLAT
1/4	1/8	RHN-02-01	31	4.8	14 7.1
3/8	1/8	RHN-03-01	31.8	4.8	17 9.6
3/8	1/4	RHN-03-02	36.3	7.1	17 9.6
1/2	1/8	RHN-04-01	37.3	4.8	22 11.9
1/2	1/4	RHN-04-02	41.9	7.1	22 11.9
1/2	3/8	RHN-04-03	41.9	9.5	22 11.9
3/4	1/4	RHN-06-02	41	7.1	27 15.7
3/4	3/8	RHN-06-03	41	9.5	27 15.7
3/4	1/2	RHN-06-04	46.7	11.9	27 15.7
1"	1/2	RHN-08-04	54.1	11.9	35 21.5
1"	3/4	RHN-08-06	54.1	15.7	35 21.5

RA 型

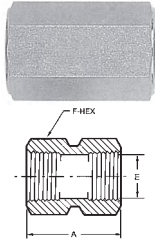


REDUCING ADAPTOR / 直通内外牙接头

P MALE PT/NPT SIZE	P1 MALE PT/NPT SIZE	CATALOG NUMBER	A	E MIN OPENING	F HEX FLAT
1/8	1/8	RA-01-01	27.7	4.8	14
1/4	1/8	RA-02-01	32	4.8	19
1/4	1/4	RA-02-02	35.6	7.1	19
3/8	1/8	RA-03-01	33.8	4.8	22
3/8	1/4	RA-03-02	38.1	7.1	22
3/8	3/8	RA-03-03	38.1	9.5	22
1/2	1/8	RA-04-01	40.1	4.8	27
1/2	1/4	RA-04-02	44.7	7.1	27
1/2	3/8	RA-04-03	44.7	9.6	27
1/2	1/2	RA-04-04	49.3	11.9	27
3/4	1/4	RA-06-02	46.2	7.1	32
3/4	3/8	RA-06-03	46.2	9.6	32
3/4	1/2	RA-06-04	51.3	11.9	32
1"	1/4	RA-08-02	49.8	7.1	41
1"	3/8	RA-08-03	49.8	9.6	41
1"	1/2	RA-08-04	54.9	11.9	41
1"	3/4	RA-08-06	55.1	15.7	41

ALL DIMENSIONS ARE IN MILLIMETERS. DIMENSIONS FOR REFERENCE ONLY, SUBJECT TO CHANGE.
上述尺寸数据仅供参考，如有变更恕不另行通知，未标注规格可询问工厂定制。

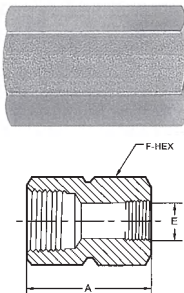
HCG 型



HEX COUPLING / 双内牙弯头

P FEMALE PT/NPT SIZE	CATALOG NUMBER	A	E MIN OPENING	F HEX FLAT
1/4	HCG-01	25	8	14
1/8	HCG-02	35	11	17
3/8	HCG-03	35	15	22
1/2	HCG-04	39.6	18.5	27
3/4	HCG-06	41.1	23.9	35
1"	HCG-08	50.8	29	41

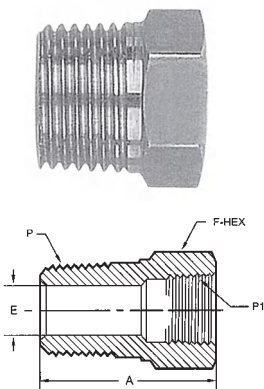
RHCG 型



REDUCING HEX COUPLING / 异径双内牙

FEMALE PT/NPT SIZE	FEMALE PT/NPT SIZE	CATALOG NUMBER	A	E	F
1/4	1/8	RHCG-02-01	31	8.6	17
3/8	1/8	RHCG-03-01	32	8.6	22
3/8	1/4	RHCG-03-02	35	11	22
1/2	1/8	RHCG-04-01	37	8.6	27
1/2	1/4	RHCG-04-02	45.2	11	27
1/2	3/8	RHCG-04-03	45.2	15	27
3/4	1/4	RHCG-06-02	40	11	32
3/4	3/8	RHCG-06-03	41	15	32
3/4	1/2	RHCG-06-04	41.1	18	35
1"	1/2	RHCG-08-04	47	18	41
1"	3/4	RHCG-08-06	47	23.9	41

RB 型

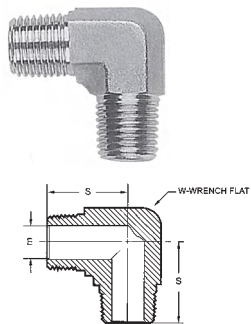


REDUCING BUSHING / 补申

P MALE PT/NPT SIZE	P1 FEMALE PT/NPT SIZE	CATALOG NUMBER	A	E MIN OPENING	F HEX FLAT
1/4	1/8	RB-02-01	21.8	7.1	14
3/8	1/8	RB-03-01	21.8	8.6	17
3/8	1/4	RB-03-02	30.2	9.6	19
1/2	1/8	RB-04-01	27	8.6	22
1/2	1/4	RB-04-02	27	11	22
1/2	3/8	RB-04-03	27	11.9	22
3/4	1/4	RB-06-02	27.4	11	27
3/4	3/8	RB-06-03	27.4	15	27
3/4	1/2	RB-06-04	41.4	15.7	27
1"	1/4	RB-08-02	34.8	11	35
1"	3/8	RB-08-03	34.8	15	35
1"	1/2	RB-08-04	34.8	18.5	35
1"	3/4	RB-08-06	47	22.5	35

ALL DIMENSIONS ARE IN MILLIMETERS. DIMENSIONS FOR REFERENCE ONLY, SUBJECT TO CHANGE.
上述尺寸数据仅供参考，如有变更恕不另行通知，未标注规格可询问工厂定制。

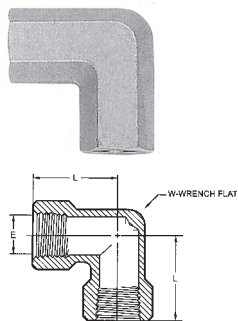
MET 型



MALE ELBOW / 双外牙直角接头

P MALE PT/NPT SIZE	CATALOG NUMBER	E	S	W
1/8	MET-01	4.8	20	12.7
1/4	MET-02	7.1	23.2	15
3/8	MET-03	9.5	26	17.5
1/2	MET-04	11.9	31	23
3/4	MET-06	15.9	39	28
1"	MET-08	21.5	44	35

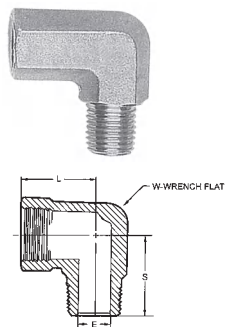
E 型



ELBOW / 直角双内牙接头

P MALE PT/NPT SIZE	CATALOG NUMBER	E	L	W
1/8	E-01	8	20	15
1/4	E-02	11	23	17
3/8	E-03	15	25	21
1/2	E-04	18.5	30	28
3/4	E-06	23	35	34.5

SE 型

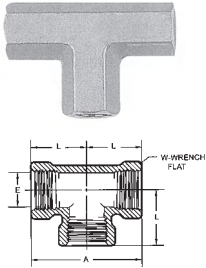


STREET ELBOW / 内外牙弯头

P MALE/FEMALE PT/NPT SIZE	CATALOG NUMBER	E	L	S	W
1/8	SE-01	4.8	20	21	15
1/4	SE-02	7.1	23	27	17.5
3/8	SE-03	9.5	27.7	29.7	23
1/2	SE-04	11.9	33	39	28
3/4	SE-06	15.9	36.8	41.7	34.5
1/1	SE-08	21.5	36.8	46.5	41

ALL DIMENSIONS ARE IN MILLIMETERS. DIMENSIONS FOR REFERENCE ONLY, SUBJECT TO CHANGE.
 上述尺寸数据仅供参考，如有变更恕不另行通知，未标注规格可询问工厂定制。

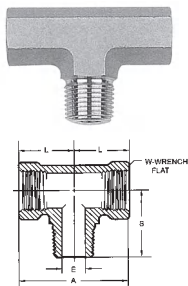
T 型



TEE / 内牙三通

P FEMALE PT/NPT SIZE	CATALOG NUMBER	A	E	L	W
1/8	T-01	46	8.6	23	16
1/4	T-02	49.6	11	24.8	19
3/8	T-03	50	15	25	22
1/2	T-04	60	18.5	30	28
3/4	T-06	70	23	35	34.5

BT 型

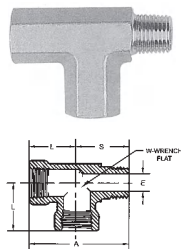


BRANCH TEE / 内外牙三通接头

P FEMALE PT/NPT SIZE	CATALOG NUMBER	A	E	L	S	W
1/8	BT-01	46	8.6	23	23	16
1/4	BT-02	48	11	24	24.5	17.5
3/8	BT-03	64	15	32	31	23
1/2	BT-04	76	18.5	38	36	28
3/4	BT-06	70	23	35	41.7	34.5

ALL DIMENSIONS ARE IN MILLIMETERS. DIMENSIONS FOR REFERENCE ONLY, SUBJECT TO CHANGE.
 上述尺寸数据仅供参考，如有变更恕不另行通知，未标注规格可询问工厂定制。

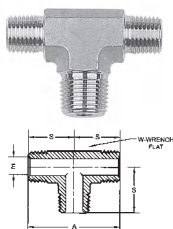
ST 型



STREET TEE / 内外牙三通

P MALE/FEMALE PT/NPT SIZE	CATALOG NUMBER	A	E	L	S	W
1/8	ST-01	46	4.8	23	23	16
1/4	ST-02	48.5	7.1	24	24.5	17.5
3/8	ST-03	63	9.6	32	31	23
1/2	ST-04	74	11.9	38	36	28
3/4	ST-06	76.7	15.9	35	41.7	34.5

MT 型

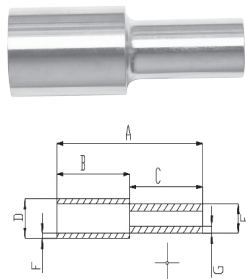


MALE TEE / 外牙三通

P PT/NPT SIZE	CATALOG NUMBER	A	E	S	W
1/8	MT-01	40	4.8	20	12.7
1/4	MT-02	48	6	24	16
3/8	MT-03	52	9.5	26	17.5
1/2	MT-04	66	11.9	33	23
3/4	MT-06	73.6	15.7	36.8	28
1/1	MT-08	90	21.5	45	34.5

ALL DIMENSIONS ARE IN MILLIMETERS. DIMENSIONS FOR REFERENCE ONLY, SUBJECT TO CHANGE.
 上述尺寸数据仅供参考，如有变更恕不另行通知，未标注规格可询问工厂定制。


RHW 型



BUTT WELD REDUCING STRAIGHTS / 焊接变径直通

CATALOG NUMBER	A	B	C	D	E	F	G
RHW-03-02	50	25	25	9.52	6.35	1	1
RHW-04-02	50	25	25	12.7	6.35	1.24	1
RHW-06-02	50	25	25	19.05	6.35	1.65	1
RHW-08-02	50	25	25	25.4	6.35	1.65	1
RHW-04-03	50	25	25	12.7	9.52	1.24	1
RHW-06-03	50	25	25	19.05	9.52	1.65	1
RHW-08-03	50	25	25	25.4	9.52	1.65	1
RHW-06-04	50	25	25	19.05	12.7	1.65	1.24
RHW-08-04	50	25	25	25.4	12.7	1.65	1.24
RHW-08-06	50	25	25	25.4	19.05	1.65	1.65

HEW 型

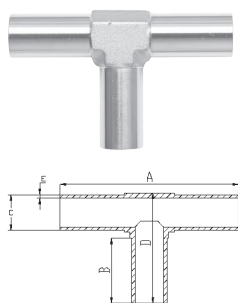


BUTT WELD ELBOWS / 焊接弯头

CATALOG NUMBER	A	B	C
HEW-02-0	535	20	1
HEW-03-0	35	20	1
HEW-04-0	42	24	1.24
HEW-06-0	51	24	1.65
HEW-08-0	59	26	1.65

ALL DIMENSIONS ARE IN MILLIMETERS. DIMENSIONS FOR REFERENCE ONLY. SUBJECT TO CHANGE.
 上述尺寸数据仅供参考，如有变更恕不另行通知，未标注规格可询问工厂定制。

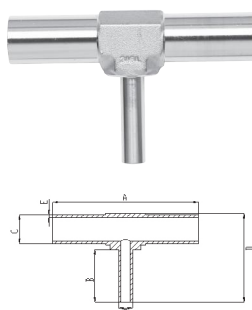
HTW 型



BUTT WELD TEES / 焊接正三通

CATALOG NUMBER		A	B	C	D	E
HTW-02	1/4	60.5	23	6.35	36.4	0.89
HTW-03	3/8	60.5	23	9.52	36.4	0.89
HTW-04	1/2	64	23.5	12.7	39.5	1.24
HTW-06	3/4	75	23	19.05	49.5	1.65
HTW-08	1"	90	26	25.4	59	1.65

RHTW 型

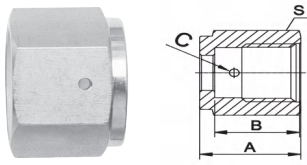


BUTT WELD REDUCING TEES / 焊接变径三通

CATALOG NUMBER	A	B	C	D	E	F
RHTW-03-02	60.5	23	9.52	36	0.89	16.35
RHTW-04-02	64	23	12.7	39.9	1.24	6.35
RHTW-04-03	64	23	12.7	39.9	1.24	9.52
RHTW-06-02	76	23	19.05	51	1.65	6.35
RHTW-06-03	76	23	19.05	51	1.65	9.52
RHTW-06-04	76	23	19.05	51	1.65	12.7
RHTW-08-02	90	23	25.4	60	1.65	6.35
RHTW-08-03	90	23	25.4	60	1.65	9.52
RHTW-08-04	90	23	25.4	60	1.65	12.7
RHTW-08-06	90	23	25.4	60	1.65	19.05

ALL DIMENSIONS ARE IN MILLIMETERS. DIMENSIONS FOR REFERENCE ONLY. SUBJECT TO CHANGE.
 上述尺寸数据仅供参考，如有变更恕不另行通知，未标注规格可询问工厂定制。

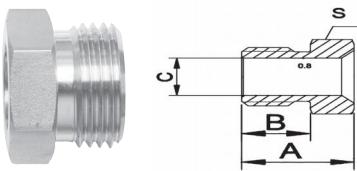
FN 型



FEMALE NUT / 内螺母

CATALOG NUMBER	A	B	C	S
1/4	20.5	18	62.2	19
3/8	22.3	19.3	2.2	27
1/2	22.3	19.3	2.2	27
3/4	28.5	25.2	2.2	38.1
1"	34	30.7	2.2	44.5

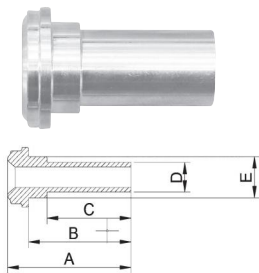
FN 型



MALE NUT / 外螺母

CATALOG NUMBER	A	B	C	S
1/4	18	11	9.1	15.88
3/8	20.5	12.7	15.5	23.8
1/2	20.5	12.7	15.5	23.8
3/4	25.4	15.9	22.5	33.3
1"	30.2	20	30.5	41

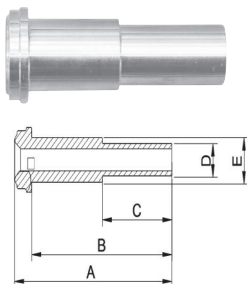
FN 型



SHORT GLAND / 短杆

CATALOG NUMBER	A	B	C	D	E
1/4	28	23.25	19.05	6.35	8.8
1/2	28.5	23.8	19.05	12.7	15.1
3/8	28.5	23.9	19.05	9.52	15.1
3/4	34.5	28.3	19.05	19.05	22.1
1"	38.6	30.91	20	25.4	30.1

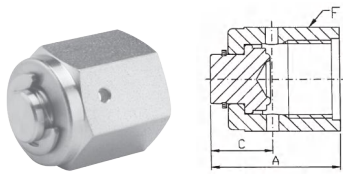
FN 型



LONG GLAND / 长杆

CATALOG NUMBER	A	B	C	D	E
1/4	43.15	38.4	19.05	6.35	8.8
3/8	45.5	40.9	22	9.52	15.1
1/2	45.5	40.9	22	12.7	15.1
3/4	51.6	45.4	22	19.05	22.1
1"	58.9	51.2	22	25.4	30.1

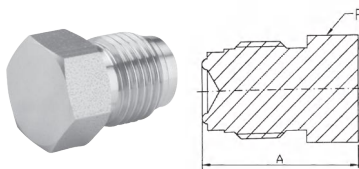
P-VCR



CAP / 母堵头

VC Size	A	C	F
1/4	23.9	11.2	3/4
1/2	25.6	11.4	11/16
3/4	32.8	13.7	11/2
1	39.1	16.0	13/4

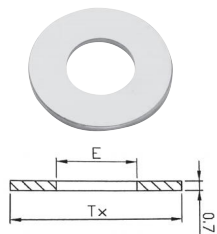
HP-VCR



PLUG / 公堵头

VC Size	A	F
1/4	23.4	5/8
1/2	27.4	15/16
3/4	36.3	15/16
1	38.6	15/8

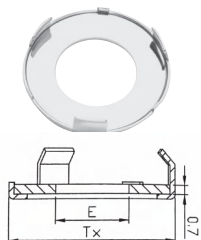
G-VCR



GASKET / 垫片

VC Size	E	Tx
1/4	5.6	11.9
1/2	11.2	19.8
3/4	16.8	29.0
1	22.6	35.6

GN-VCR



RETAINER GASKET / 带爪垫片

VC Size	E	Tx
1/4	6.1	12.7
1/2	11.2	20.1
3/4	16.8	29.0
1	22.6	35.6